

Steric Influence of the Trimethylsilyl Group in Organic Reactions[†]

JIH RU HWU* and NAELONG WANG

Department of Chemistry, The Johns Hopkins University, Baltimore, Maryland 21218

Received February 7, 1989 (Revised Manuscript Received June 5, 1989)

Contents

I. Introduction	1599
II. Size of the Me ₃ Si Group	1600
III. Me ₃ Si-Controlled Organic Reactions with Stereo- or Regioselectivity	1601
A. Alkylation	1601
B. Substitution	1602
C. Michael Addition	1602
D. 1,2-Addition	1603
E. Diels-Alder Reaction	1605
F. 1,3-Dipolar Cycloaddition	1605
G. [2 + 2] Cycloaddition	1605
H. Epoxidation	1606
I. S-Oxidation	1607
J. Reduction	1607
K. Elimination	1608
L. Sigmatropic Rearrangement	1608
M. Sila-Pummerer Rearrangement	1608
N. Migration	1608
O. Ring Opening	1608
P. Ene Reaction	1609
Q. Silylation	1609
R. Desilylation	1609
S. Ketalization	1611
T. Thioketalization	1611
U. Nitration	1611
V. Solvolysis	1611
W. Deprotonation	1612
X. Silylmetalation	1612
Y. Carbometalation	1612
Z. Complexation	1613
IV. Conclusion	1613
V. References	1613



Jih Ru Hwu was born in Taipei, Taiwan, in 1954. He received his B.S. degree in chemistry from National Taiwan University (1972-1976) and studied the photochemical reactions on sterically hindered phenols under the supervision of Professor Lung Ching Lin. He received his Ph.D. degree from Stanford University (1978-1982) and carried out biogenetic type synthesis of sterols under the direction of Professor Eugene E. van Tamelen. Upon graduation, he joined the faculty at The Johns Hopkins University, where he is now Associate Professor of Chemistry. For 1986-1990, he has been awarded an Alfred P. Sloan research fellowship. His research interests include organosilicon chemistry, the development of new synthetic methods, the total synthesis of natural products, reagent design, and the study of new reactions and their mechanisms.



Naelong Wang was born in Taipei, Taiwan, in 1957. He received his B.S. degree in chemistry from Tsing-Hua University in 1980. He worked at Johnson & Johnson as an analytical chemist for 1 year. Currently he is a graduate student at The Johns Hopkins University and is working on the development of counterattack reagents in organic synthesis.

I. Introduction

The Me₃Si group is commonly used in organic reactions for the control of stereochemistry. There are two general ways to utilize this silyl group in order to obtain selectivity. The first is to locate the Me₃Si group in the skeleton of substrates at an appropriate position. After the desired transformation is accomplished, the Me₃Si group in products can then be removed by protodesilylation. The second is to replace the protons in reagents or catalysts by the Me₃Si group. Examples include Me₃SiOCH₂CH₂OSiMe₃ (from HOCH₂CH₂OH), Me₃SiC≡CSiMe₃ (from HC≡CH), Me₃SiSiMe₃ (from H₂), (Me₃Si)₃N (from NH₃), Me₃SiSSiMe₃ (from H₂S), Me₃SiCl (from HCl), and Me₃SiOSO₂CF₃ (from

HOSO₂CF₃). Both approaches involve the replacement of protons with the bulkier Me₃Si group. Thus the Me₃Si group is referred to as the "bulky proton".¹

In this Review, we discuss the influence of the Me₃Si group on organic compounds and reactions. Topics are selected from papers published mainly between 1980 and mid-1988. During this period of time, several informative reviews on silicon-mediated stereochemically

[†]Dedicated to Professor Nien-Chu Yang on the occasion of his birthday.

TABLE 1. Order of the Size of Alkyl and Aryl Silyl Groups Based on Their Influence on Various Reactions

reaction studied	selectivity basis	order of the size	ref
oxidation of trialkylsilanes	reaction rate	Et ₂ MeSi < (<i>n</i> -Pr) ₂ MeSi < (<i>n</i> -Bu) ₂ MeSi < Et ₃ Si < (<i>n</i> -Pr) ₃ Si < (<i>n</i> -Bu) ₃ Si < (<i>t</i> -Bu)(cyclohexyl) ₂ Si < (cyclohexyl) ₃ Si	12, 13, 14
alkylation of silylallyl anion with alkyl halides	α/γ site of alkylation	Me ₃ Si < Et ₃ Si < (<i>n</i> -Pr) ₃ Si	15
silylation of 1-silacyclopentenyl anion	reaction site	Me ₃ Si < Et ₃ Si < (<i>i</i> -Pr) ₃ Si	16
addition of α-silyl propargylic anion to aldehydes	ratio of <i>E/Z</i> configuration	Me ₃ Si < Et ₃ Si < (<i>t</i> -Bu)Me ₂ Si	17
Michael addition of enol silane to chiral α,β-unsaturated ketones	diastereofacial preference	Me ₃ Si < (<i>t</i> -Bu)Me ₂ Si	18
transmetalation and silyl migration	rate of silyl migration	Me ₃ Si ~ Et ₃ Si < (<i>t</i> -Bu)Me ₂ Si	19
reduction with trialkylsilanes	reduction rate	EtMe ₂ Si < Et ₂ MeSi < (<i>n</i> -Pr) ₂ MeSi < (<i>i</i> -Pr) ₂ MeSi	20
nitrosilylation of disilylacetylenes	removal of silyl groups	Me ₃ Si < (<i>i</i> -Pr)Me ₂ Si < (<i>t</i> -Bu)Me ₂ Si < (<i>i</i> -Pr) ₃ Si	21
desilylation of silylphenylethyne	base-induced removal of silyl groups	Me ₃ Si < EtMe ₂ Si < Ph ₃ Si < Et ₂ MeSi < Et ₃ Si	22a
hydrolysis of silyl ethers	desilylation rate	Me ₃ Si < Et ₃ Si < (<i>t</i> -Bu)Me ₂ Si	23
desilylation of silyl ethers	hydrolysis rate	Me ₃ Si < Et ₃ Si < (<i>i</i> -Pr)Me ₂ Si < (<i>t</i> -Bu)Me ₂ Si < (<i>t</i> -Bu)Ph ₂ Si	22b, 24, 25
hydrolysis of silyl phenol ethers	hydrolysis rate (acidic)	Me ₃ Si < (<i>t</i> -Bu)Me ₂ Si < Et ₃ Si < (<i>n</i> -Pr) ₃ Si < (<i>n</i> -Bu) ₃ Si	26, 27
hydrolysis of trialkylsilanes	hydrolysis rate (alkaline)	Me ₃ Si < Et ₃ Si < (<i>t</i> -Bu)Me ₂ Si < (<i>n</i> -Pr) ₃ Si < (<i>n</i> -Bu) ₃ Si	26, 27
	hydrolysis rate (acidic)	(<i>n</i> -Pr)Me ₂ Si < (<i>n</i> -Pr) ₂ MeSi < Et ₃ Si < (<i>n</i> -Pr) ₃ Si < (<i>n</i> -Bu) ₃ Si < (Me ₂ CHCH ₂) ₃ Si < (<i>i</i> -Pr) ₃ Si	12, 28, 29
hydrolysis of fluorotrialkylsilane	hydrolysis rate (alkaline)	EtMe ₂ Si < (<i>n</i> -Pr)Me ₂ Si < Et ₂ MeSi < (<i>n</i> -Pr) ₂ MeSi < Et ₃ Si < (<i>i</i> -Pr)Me ₂ Si < (<i>n</i> -Pr) ₃ Si < (<i>t</i> -Bu)Me ₂ Si < (<i>i</i> -Pr) ₃ Si	12, 30
	hydrolysis rate	Et ₂ MeSi < Et ₃ Si < (<i>n</i> -Bu)(<i>i</i> -Pr)MeSi < (<i>n</i> -Bu) ₃ Si < (<i>i</i> -Pr) ₃ Si	31a
hydrolysis of silyl ethers	hydrolysis rate (acidic)	Me ₃ Si < PhMe ₂ Si < Et ₃ Si < (<i>i</i> -Pr)Me ₂ Si < Ph ₃ Si < (<i>i</i> -Pr) ₃ Si	31b, 32
	hydrolysis rate (alkaline)	PhMe ₂ Si < Me ₃ Si ~ Ph ₃ Si < (<i>i</i> -Pr)Me ₂ Si < Et ₃ Si < (<i>i</i> -Pr) ₃ Si	31b, 32
hydrolysis of silyl ethers	hydrolysis rate	(<i>i</i> -Pr)(CH ₂ CH ₂ CH ₂ CH ₂)Si < (<i>i</i> -Pr) ₂ MeSi < (<i>t</i> -Bu)Me ₂ Si < (<i>i</i> -Pr) ₃ Si < (<i>t</i> -Bu)(CH ₂ CH ₂ CH ₂ CH ₂)Si	33, 34, 35
hydrolysis of silyl ethers	half-life of silyl ethers (acidic)	(<i>t</i> -Bu)Me ₂ Si < (<i>i</i> -Pr) ₃ Si < (<i>t</i> -Bu)Ph ₂ Si	36
	half-life of silyl ethers (alkaline)	(<i>t</i> -Bu)Me ₂ Si ~ (<i>t</i> -Bu)Ph ₂ Si < (<i>i</i> -Pr) ₃ Si	36
hydrolysis of silyl enol ethers	hydrolysis rate (acidic or alkaline)	Me ₃ Si < (<i>t</i> -Bu)Me ₂ Si < (2,4,6-tri- <i>tert</i> -butylphenoxy)Me ₂ Si	37
ethanolysis of silyl chlorides	reactivity in solvolysis	(<i>t</i> -Bu) ₃ Si < (Me ₃ Si) ₃ CMe ₂ Si	38, 39
solvolysis of silyl iodides	reactivity in solvolysis	(Me ₃ Si) ₃ CMe ₂ Si < (<i>t</i> -Bu) ₃ Si	40
methanolysis of silyltriphenylgermanes	reaction rate	Me ₃ Si < Et ₃ Si	41

controlled reactions were revealed by Fleming^{2,3} and Weidenbruch and Schäfer.⁴

The selectivity in reactions resulting from silicon groups can be attributed to a steric effect or an electronic effect or both. This Review will concentrate on the steric influence of the Me₃Si group.

II. Size of the Me₃Si Group

The Me₃Si group has been utilized more often than any other silyl group for the control of stereochemistry in organic reactions. Among the alkyl and aryl silyl groups, the Me₃Si is smaller than others. The steric effect of the Me₃Si group in organic compounds is thus less severe but can significantly change their chemical reactivity,⁵⁻⁸ spectroscopic characteristics,⁹ and physical properties.^{10,11}

Table 1 shows the influence of many silyl groups on reaction rate or selectivity. Two types of influence are involved: (A) the effect of a silyl group on reactions occurring at the neighboring centers and (B) the effect of R groups attaching to Si on the nucleophilic attack at the Si atom. Our analysis of the results, which are obtained by other research groups, shows that both effects generally have a parallel trend. In order of smaller group (less influence) to bulkier group (greater influence), we generalize this trend as follows, which could be useful in the design of new reactions: Me₃Si

< PhMe₂Si < EtMe₂Si < (*n*-Pr)Me₂Si ~ Ph₃Si < Et₂MeSi < (*n*-Pr)₂MeSi < (*n*-Bu)₂MeSi < Et₃Si < (*i*-Pr)Me₂Si < (*n*-Bu)(*i*-Pr)MeSi ~ (*n*-Pr)₃Si < (*i*-Pr)(CH₂CH₂CH₂CH₂)Si < (*t*-Bu)Me₂Si ~ (*i*-Pr)₂MeSi < (*n*-Bu)₃Si < (Me₂CHCH₂)₃Si < (*t*-Bu)Ph₂Si ~ (*i*-Pr)₃Si < (*t*-Bu)(CH₂CH₂CH₂CH₂)Si < (*t*-Bu)₃Si < (*t*-Bu)(cyclohexyl)₂Si < (cyclohexyl)₃Si.

Often the size of the Me₃Si group is compared with that of the *tert*-butyl group. The length of the C-Si bond is 1.89 Å in the Me₃Si group⁴² and is 24% longer than that of the C-C bond (1.53 Å) in the *tert*-butyl group. Although the Me₃Si group occupies a bigger space in organic compounds (Figure 1), the *tert*-butyl group causes more steric congestion. Evidence was obtained from a variety of studies, which include investigations on ¹³C and ²⁹Si NMR spectroscopic properties of Me₃Si- and *tert*-butyl-substituted benzenes,⁴³ on the deformation of Me₃Si-CH₂-SiMe₃ and *t*-Bu-CH₂-*t*-Bu,⁴⁴ on the silylating ability of (Me₃Si)-RNCOME (R = SiMe₃ and *t*-Bu),⁴⁵ on the competitive alkylation of an α-keto sulfone with trimethylsilyl and *tert*-butyl allylic iodides,⁴⁶ on the regioselective, nickel-catalyzed hydrocyanation of silylalkynes,⁴⁷ and on the substituent effect in the [3,3]-sigmatropic rearrangement of *O*-allyl silylketene acetals.⁴⁸

Occasionally, reaction outcomes are the same resulting from the steric influence of the Me₃Si and the *tert*-butyl groups. An example is the addition of (3-

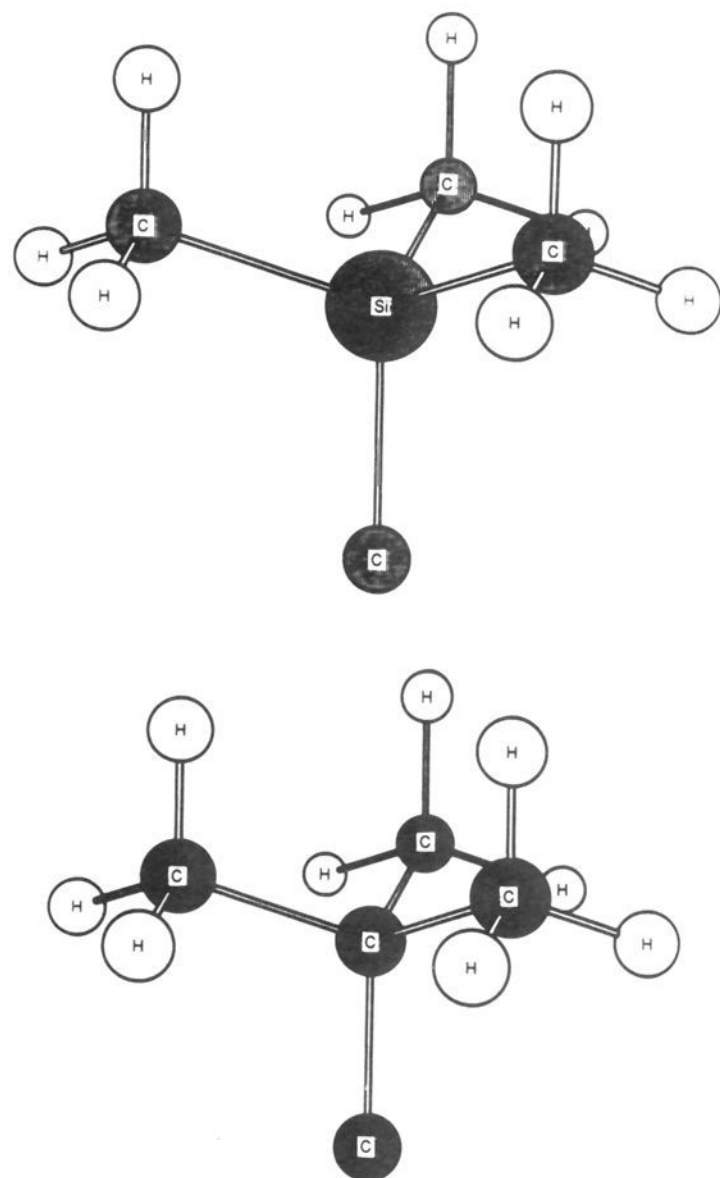


Figure 1. Visual comparison of the Me_3Si group (top) with the *tert*-butyl group (bottom). Both groups are attached to carbon atoms. The C-Si bonds are 1.89 Å in the Me_3Si group, and the C-C bonds are 1.53 Å in the *tert*-butyl group.

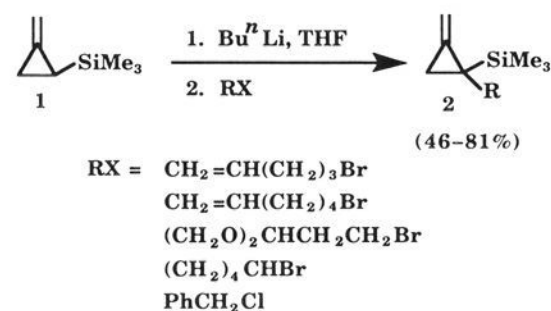
methyl-2,4-pentadienyl)lithium to Me_3SiCOMe and Me_3CCOMe to give conjugated dienyl alcohols exclusively.⁴⁹ Both additions occur at the terminal carbon of the lithium reagent.

From a stereochemical point of view, the steric hindrance in or between organic compounds should not only depend upon the size of the substituents. The relative geometry of substituents to the reacting center also should be considered.⁵⁰⁻⁵² It is therefore reasonable to predict that, under certain circumstances, the influence of the Me_3Si group could be greater than that of the *tert*-butyl group. From the literature, we found one example belonging to this category:

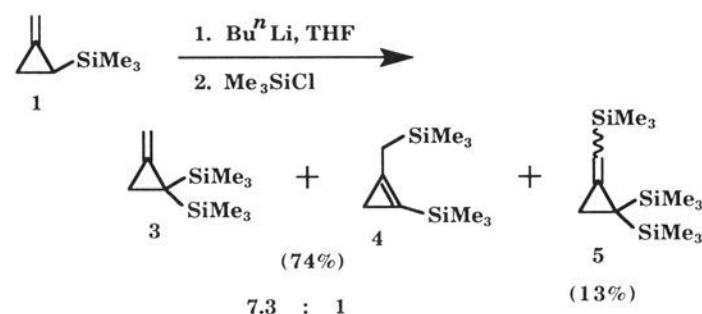
Taylor et al. measured the rates (k_{rel}) per β hydrogen of the pyrolysis of β -(trimethylsilyl)ethyl acetate⁵³ and β -*tert*-butylethyl acetate⁵⁴ in the gas phase at 327 °C. β -(Trimethylsilyl)ethyl acetate pyrolyzes 50 times faster than β -*tert*-butylethyl acetate ($k_{\text{rel}} = 125$ for $\text{AcOCH}_2\text{CH}_2\text{SiMe}_3$ and $k_{\text{rel}} = 2.5$ for $\text{AcOCH}_2\text{CH}_2\text{CMe}_3$). Results from control experiments showed that the steric environment in these compounds plays a part in governing the pyrolysis rate.

A different way to view the size of the Me_3Si group is to use the conformational free energy (i.e., the A value; $A = -\Delta G^\circ = RT \ln K$ in kcal/mol for the equilibrium between the axial and equatorial conformers in a monosubstituted cyclohexane). Kitching et al.⁵⁵ determined the A value for the Me_3Si group to be 2.5 kcal/mol by NMR techniques. This number is significantly smaller than that of Me_3C (>4.5 kcal/mol),⁵⁶ comparable to that of CF_3 (2.4–2.6 kcal/mol),⁵⁷ and

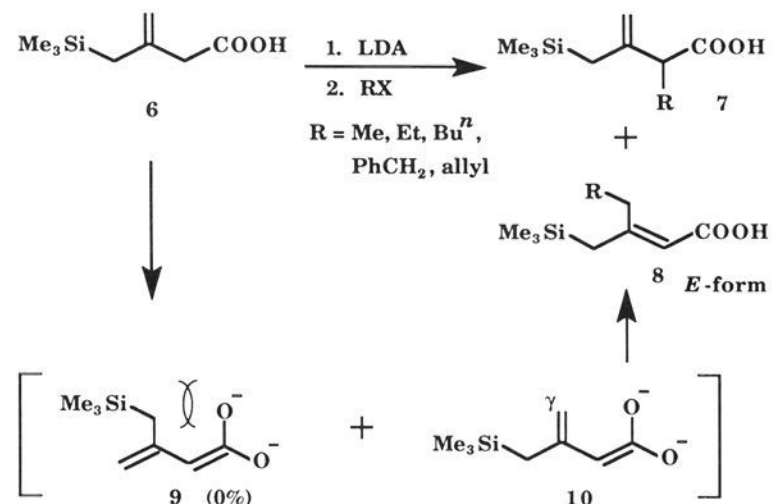
SCHEME 1



SCHEME 2



SCHEME 3



larger than those of Me_2HC (~ 2.15 kcal/mol),⁵⁸ C_2H_5 (1.75 kcal/mol),⁵⁸ and CH_3 (1.74 kcal/mol).⁵⁹

	CH_3	C_2H_5	Me_2HC	$\text{Me}_3\text{Si} \cong \text{CF}_3$	Me_3C
A value, kcal/mol	1.74	1.75	~ 2.15	2.4–2.6	>4.5

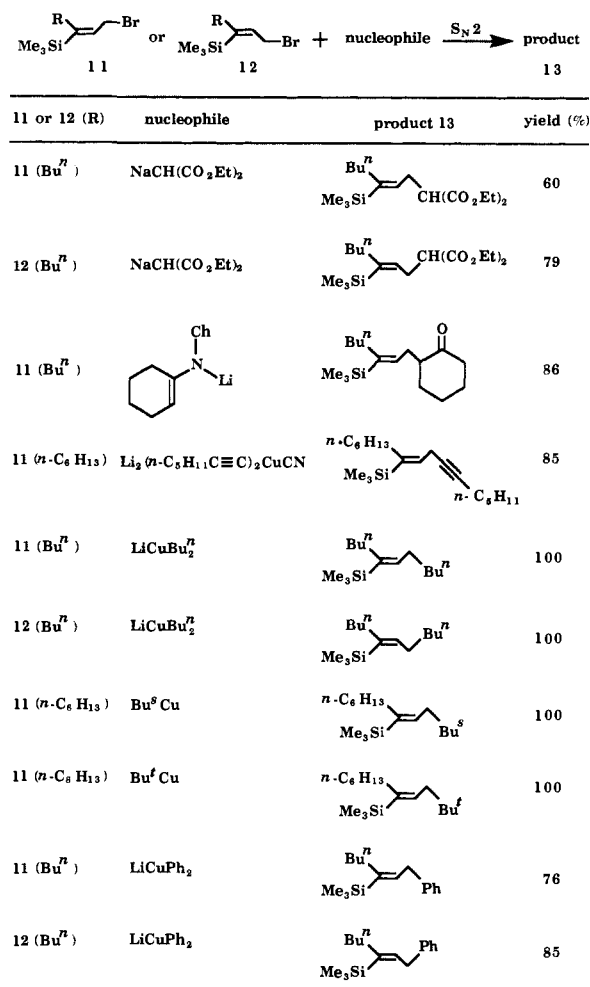
III. Me_3Si -Controlled Organic Reactions with Stereo- or Regioselectivity

Many novel ways were reported involving the use of the Me_3Si group for the control of reactions. We divide them into 26 types and discuss them as follows.

A. Alkylation

Steric hindrance resulting from the Me_3Si group provides regioselectivity in alkylations. In general, alkylation of allylic trimethylsilanes under alkaline conditions occurs preferentially at the γ position (relative to the silicon atom) to give vinylsilanes as the major products.^{15,60-62} Nevertheless, Sternberg and Binger treated (trimethylsilyl)methylenecyclopropane (1) with n -BuLi and then organic halides to give α -alkylated products 2 exclusively in 46–81% yields (Scheme 1).⁶³ The γ -alkylation is disfavored because it would give cyclopropene derivatives—compounds with high ring strains. When they silylated 1 with Me_3SiCl (Scheme 2), a mixture of disilylated products 3 and 4 (3/4 = 7.3:1) was obtained in 74% yield, along

SCHEME 4



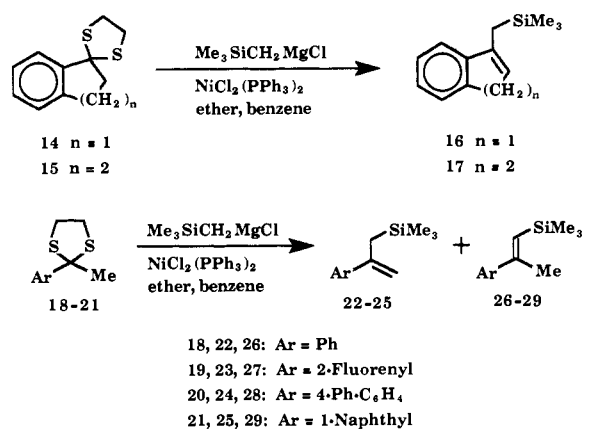
with trisilyl derivative 5 (13%). The formation of silyl cyclopropene 4 indicates the great steric influence of the Me₃Si group.

In the alkylation of 3-((trimethylsilyl)methyl)-3-butenic acid (6) under alkaline conditions, Itoh et al. obtained two products 7 and 8 (Scheme 3).⁶⁴ Conjugated acids 8 are obtained (via intermediate 10) in the *E* form only. They suggested that formation of intermediate 9, leading to the corresponding *Z* isomers, is greatly disfavored because of the steric hindrance resulting from the bulky Me₃Si group. Coordination of the Li⁺ counterion with both oxygen and carbon might also play a role in the regioselectivity.

By introducing a Me₃Si group at the vinylic position in allylic bromides, such as 11 and 12 (Scheme 4), Kang et al. controlled substitution to occur at the α position.⁶⁵ A variety of nucleophiles react with 11 and 12 by an S_N2 process to give 13 in 60–100% yields.

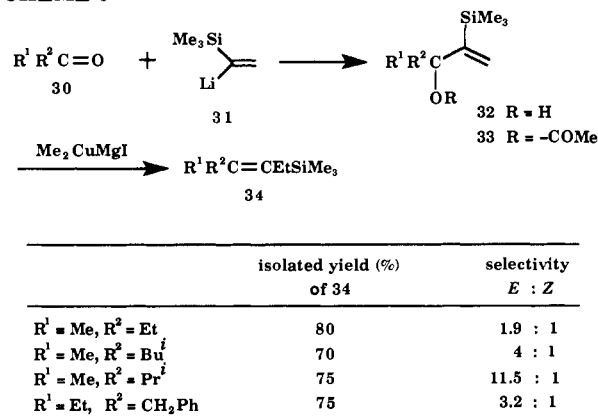
Dithioacetals (RCH₂)ArC(SCH₂CH₂S) react with Grignard reagents in the presence of a nickel catalyst to give a regioisomeric mixture of alkenes.⁶⁶ Ni and Luh⁶⁷ considered that introduction of a bulky Me₃Si group in the starting Grignard reagent (i.e., Me₃SiCH₂MgCl) would give intermediates (RCH₂)ArC(CH₂SiMe₃)[Ni]. In order to release the steric congestion, these intermediates could undergo regioselective elimination to yield alkenylsilanes exclusively. On the basis of this design, they treated dithioacetals 14, 15, and 18–21 with Me₃SiCH₂MgCl and NiCl₂(PPh₃)₂ in ether and benzene to give alkylation products

SCHEME 5



dithioacetal	product	yield %
14	16	70
15	17	71
18	22 and 26 (5.7:1)	82
19	23 and 27 (9.0:1)	72
20	24 and 28 (8.1:1)	81
21	25 and 29 (1.6:1)	60

SCHEME 6



16, 17, and 22–29 in good yields (Scheme 5).

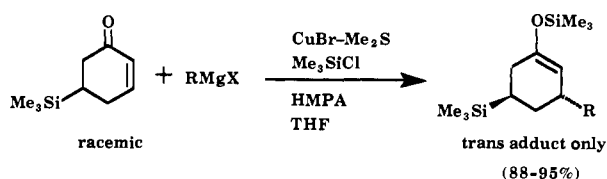
B. Substitution

In the synthesis of (*E*)- and (*Z*)-(trimethylsilyl)alkenes, the geometry can be controlled by the Me₃Si group. Scheme 6 shows a new method developed by Amouroux and Chan.⁶⁸ Reaction of ketones 30 with [α-(trimethylsilyl)vinyl]lithium (31) gives alcohols 32 in good yields. By use of acetyl chloride and silver cyanide,⁶⁹ alcohols 32 are converted to the corresponding acetates 33 in ~80% yield. Reaction of acetates 33 with Me₂CuMgI gives a mixture of (*E*)- and (*Z*)-34. The major isomers (i.e., (*E*)-34) have the bulky Me₃Si group trans to the larger substituent between R¹ and R².

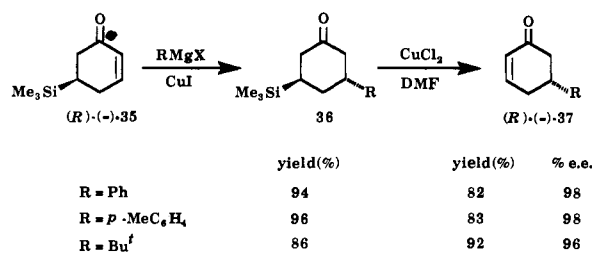
C. Michael Addition

The bulky Me₃Si group enables 5-(trimethylsilyl)-2-cyclohexen-1-one to react as a Michael acceptor in a highly stereoselective manner. Asaoka et al.⁷⁰ obtained 1,4-adducts in high yields (88–95%) by reacting 5-(trimethylsilyl)-2-cyclohexen-1-one with Grignard reagents in the presence of CuBr·Me₂S, Me₃SiCl, HMPA, and THF (Scheme 7). The Grignard reagents

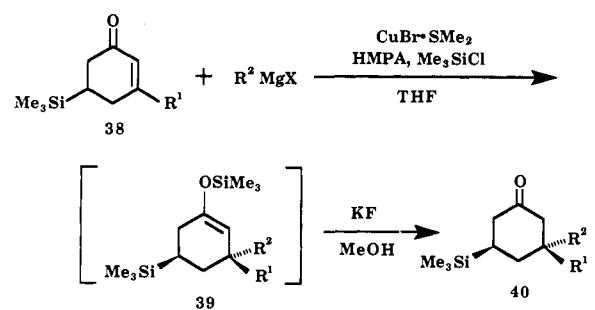
SCHEME 7



SCHEME 8



SCHEME 9



R ¹	R ²	X	yield 40 (%)
Me	Ph	Br	94
Ph	Me	I	56
Me	Bu ⁿ	Br	91
Bu ⁿ	Me	I	80
Me	PhCH ₂ CH ₂	Br	86
PhCH ₂ CH ₂	Me	I	90
Me	<i>p</i> -Tol	Br	90

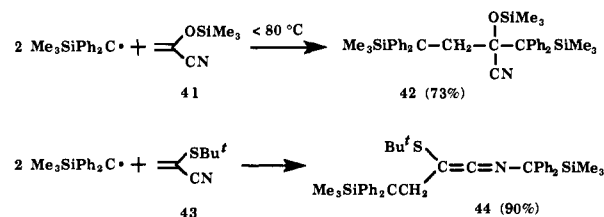
include phenyl-, (*p*-tolylsulfonyl)-, (2-phenylethyl)-, methyl-, *tert*-butyl-, and hexylmagnesium halides. These 1,4-adducts are generated in the *trans* form exclusively. They applied this strategy to a total synthesis of (+)- α -curcumene.⁷⁰

Asaoka et al. also synthesized highly optically pure cyclohexenones (R)-(-)-37 from (R)-(-)-35 via 31 (Scheme 8).⁷¹ 1,4-Addition of Grignard reagents to (-)-35, in the presence of Cu^I catalyst, gives adducts 36 as the only products in high yields. Adducts 36 then are converted to (R)-(-)-37 with CuCl₂ in DMF.

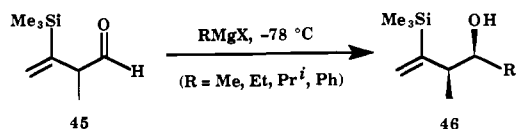
By applying the same strategy to 3-substituted 5-(trimethylsilyl)-2-cyclohexen-1-ones (38), Asaoka et al.⁷² were able to generate a quaternary carbon center in the ring of cyclohexanones stereoselectively (Scheme 9). 1,4-Addition of Grignard reagents to 38 gives silyl enol ethers 39. Subsequent hydrolysis of 39 in methanol with a catalytic amount of KF affords cyclohexanones 40. When substituents R¹ in 38 are alkyl or aralkyl groups, adducts 40 are obtained in high yields as the exclusive diastereomer. Only one cyclohexenone (i.e., 38; R¹ = Ph) gives a mixture of diastereomers (ratio = 97:3).

Reaction of radical Me₃SiPh₂C[•] with siloxy nitrile 41 proceeds in a 1,2-fashion to give adduct 42 in 73% yield (Scheme 10), as reported by Neumann and Stapel.⁷³

SCHEME 10



SCHEME 11



SCHEME 12

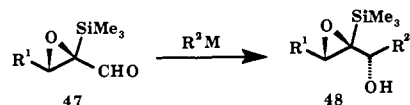


TABLE 2. Diastereoselective Addition of Grignard Reagents to Aldehyde 45

Grignard reagent	major product R	diastereo-selectivity	yield of 46, %
MeMgI	Me	10:1	84
EtMgBr	Et	>99:1	92
<i>i</i> -PrMgBr	<i>i</i> -Pr	>99:1	91
PhMgBr	Ph	>99:1	94
CH ₂ =C(SiMe ₃)MgBr	CH ₂ =C(SiMe ₃)	>99:1	93

TABLE 3. Diastereoselective Addition of Organometallic Reagents (R²M) to Aldehydes 47

aldehyde 47 R ¹	R ² M	diastereo-selectivity	total yield of 48, %
<i>n</i> -Bu	MeMgBr	7:1	89
<i>n</i> -Bu	MeLi	5.4:1	89
<i>n</i> -amyl	EtMgBr	26:1	86
<i>n</i> -amyl	<i>i</i> -PrMgBr	23:1	81
<i>n</i> -Bu	CH ₂ =CHCH ₂ MgBr	5.6:1	90
<i>n</i> -amyl	PhMgBr	7.9:1	97
<i>n</i> -amyl	<i>n</i> -BuC \equiv CLi	9.8:1	93

When Me₃SiPh₂C[•] reacts with acceptor 43 with a bulky *tert*-butyl group, 1,4-adduct 44 is obtained exclusively in 90% yield.

D. 1,2-Addition

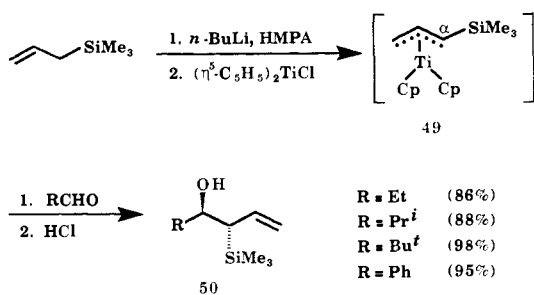
Highly diastereoselective 1,2-additions can be accomplished by placement of the bulky Me₃Si group either in substrates or in reagents. Sato et al.^{74,75} treated β -trimethylsilyl aldehyde 45 with Grignard reagents to give 1,2-adducts 46 as the major diastereomers in good to excellent yields (Scheme 11 and Table 2). The diastereoselectivity is better than 99:1 in most cases. Similarly, trimethylsilyl epoxy aldehydes 47 react with various Grignard or lithium reagents to give the corresponding alcohols 48 as the major diastereomers (Scheme 12).⁷⁶ The diastereoselectivity varies from 5.4:1 to 26:1 and the yields of the reactions are 81–97% (Table 3). In contrast, a related epoxy aldehyde without the Me₃Si group (i.e., detrimethylsilyl-47 with R¹ = *n*-amyl) reacts with EtMgBr or *n*-BuC \equiv CLi to produce almost an equal amount of diastereomers.

Corriu et al.⁷⁷ found that vinyltrimethylsilanes can be prepared by addition of (Me₃SiCH=CHCH₂)Cu(CN)Li to carbonyl compounds, such as MeCHO, Me-

TABLE 4. Diastereomer Ratios in the Reactions of Nucleophiles (NuM) with Acylsilanes 55 at -78°C

R ² in 55	NuM	conditions	yield of 56 + 57, %	α -hydroxy silane ratio 56:57	yield of 59 + 60, %
Ph	<i>n</i> -BuLi	THF	92	>100:1	89
Ph	MeLi	THF	96	>40:1	76
Ph	(allyl)SiMe ₃	CH ₂ Cl ₂ , TiCl ₄	68	>100:1	56
Ph	(allyl)MgBr	THF	96	>11:1	85
1-cyclohexenyl	<i>n</i> -BuLi	THF	56	>30:1	40
1-cyclohexenyl	MeLi	THF	69	>100:1	69
1-cyclohexenyl	(allyl)SiMe ₃	CH ₂ Cl ₂ , TiCl ₄	50	>30:1	40
1-cyclohexenyl	(allyl)MgBr	THF	69	11:1	39
cyclohexyl	<i>n</i> -BuLi	THF	98	15:1	80
cyclohexyl	MeLi	THF	77	21:1	61
cyclohexyl	(allyl)SiMe ₃	CH ₂ Cl ₂ , TiCl ₄	96	>100:1	79
cyclohexyl	(allyl)MgBr	THF	93	3.5:1	75

SCHEME 13



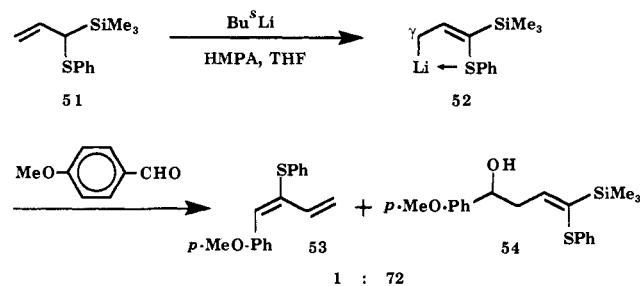
COCl, MeCH=CHCHO, and PhCH=CHCHO. Reagent $(\text{Me}_3\text{SiCH}=\text{CHCH}_2)\text{Cu}(\text{CN})\text{Li}$ reacts regioselectively at the γ position (relative to the Me_3Si group) to give 1,2-adducts in 45–75% yields.

In contrast, Sato et al. reported that (trimethylsilyl)allyl anion reacts at the α position with aldehydes in the presence of $(\eta^5\text{-C}_5\text{H}_5)_2\text{Ti}[\eta^3\text{-1-(trimethylsilyl)allyl}]$ (49, Scheme 13).⁷⁸ This Ti complex is prepared from [(trimethylsilyl)allyl]lithium and $(\eta^5\text{-C}_5\text{H}_5)_2\text{TiCl}$, which can be generated in situ by reaction of $(\eta^5\text{-C}_5\text{H}_5)_2\text{TiCl}_2$ with isobutylmagnesium chloride. Treatment of 49 with EtCHO, *i*-PrCHO, *t*-BuCHO, and PhCHO gives the corresponding (*R,S*)-(\pm)-4-hydroxy-3-(trimethylsilyl)-alkenes (50) in good to excellent yields. Triethylaluminum ate complex $\text{Me}_3\text{SiCH}=\text{CHCH}_2\text{AlEt}_2\text{Li}$ also reacts with carbonyl compounds predominantly at the α position (relative to the Me_3Si group).⁷⁹ Yamamoto et al. obtained 1,2-adducts with α/γ ratios of 16:1 from EtCHO, 5.7:1 from *i*-PrCHO, and 2.4:1 from PhCHO.

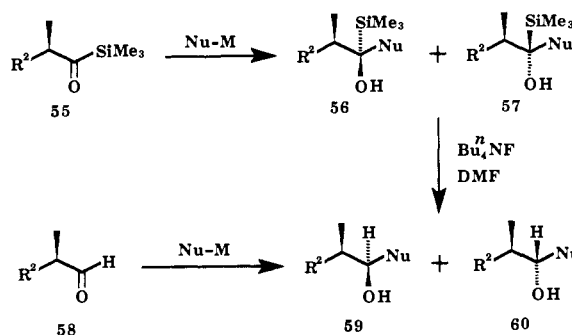
(Alkylthio)- and (arylthio)allyl metal reagents react with electrophiles with a high degree of regioselectivity. The regiochemistry of the products depends upon the metals and electrophiles.^{80,81} Kyler and Watt found that the bulky Me_3Si group in 1-(phenylthio)-1-(trimethylsilyl)-2-propene (51) makes the γ site more reactive.⁸² Treatment of *p*-anisaldehyde with alkenyllithium 52, prepared from 51 and *sec*-BuLi in HMPA/THF, gives diene 53 (by α addition) and alkenol 54 (by γ addition, 72% isolated yield) in a ratio of 1:72 (Scheme 14). Reagent 52 also reacts with a variety of aldehydes and ketones at the γ center.

Recently, Ohno et al. reported that acyltrimethylsilanes 55 undergo nucleophilic addition to afford α -hydroxy silanes 56 and 57 in a highly selective manner (Scheme 15 and Table 4).⁸³ The stereoconfiguration of the major product 56 can be predicted by use of Cram's rule. Desilylation of 56 and 57 with *n*-Bu₄NF in DMF affords alcohols 59 and 60; these alcohols can also be obtained from aldehydes 58 and nucleophiles NuM. The ratio of 59 to 60 from 55 is much larger than

SCHEME 14



SCHEME 15

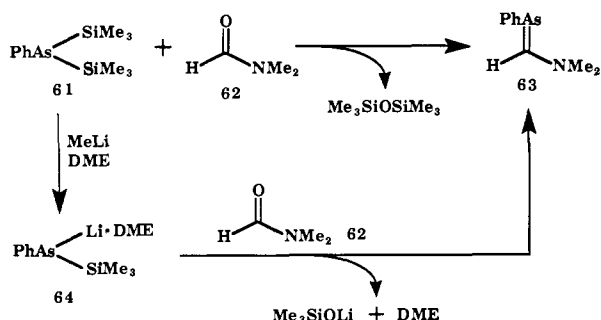


that from the corresponding aldehydes 58. For example, treatment of 55 ($R^2 = \text{Ph}$) with *n*-BuLi in THF at -78°C gives a mixture of 56 and 57 ($R^2 = \text{Ph}$, Nu = *n*-Bu). This mixture is desilylated to yield 59 and 60 ($R^2 = \text{Ph}$, Nu = *n*-Bu) with a ratio >100:1. The ratio of 59 to 60, however, drops to 5:1 when they are prepared directly from 58 ($R^2 = \text{Ph}$) and *n*-BuLi.

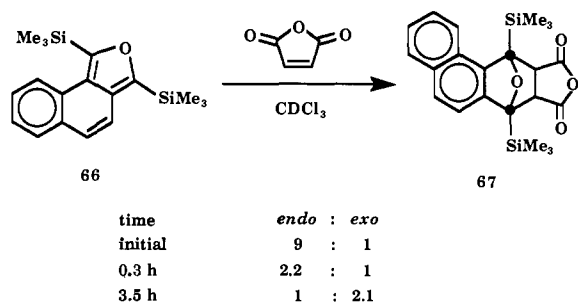
Formation of ate complexes is a potential problem in the nucleophilic additions involving boron-activated olefins.⁸⁴ Cooke and Widener introduced a bulky Me_3Si group at the α position of vinyl-dimesitylborane ($\text{Mes}_2\text{BCH}=\text{CH}_2$ (Mes = mesityl)) to suppress the complexation.⁸⁵ Thus $\text{Mes}_2\text{B}(\text{Me}_3\text{Si})\text{C}=\text{CH}_2$ reacts with a variety of nucleophiles, as listed below, to give the corresponding adducts $\text{Mes}_2\text{B}(\text{Me}_3\text{Si})\text{CHCH}_2\text{Nu}$ in good to excellent yields: *n*-BuLi (96%), BuMgCl (in the presence of CuBr·Me₂S, 51%), Bu₂Cu(CN)Li₂ (66%), PhLi (95%), *t*-BuLi (86%), CH₂=CH(CH₂)₄Li (91%), (SCH₂CH₂CH₂S)CHLi (97%), and *t*-BuOOCCH₂Li (96%).

Phenylbis(trimethylsilyl)arsine (61) reacts very slowly (3 weeks) with excess dimethylformamide (62) to give ((dimethylamino)methylidene)phenylarsine (63) in 33% yield and byproduct $\text{Me}_2\text{SiOSiMe}_3$ (Scheme 16), as reported by Becker et al.⁸⁶ This reaction can be accelerated by addition of a small amount of solid sodium hydroxide. Thus a 93% yield of 63 is obtained after 4

SCHEME 16



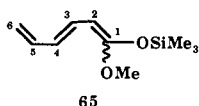
SCHEME 17



days. Alternatively, they removed one Me_3Si group from **61** with MeLi in 1,2-dimethoxyethane (DME) to afford intermediate **64**. This intermediate reacts with **62** to give **63** (85%) and Me_3SiOLi in 24 h. These results indicate that two Me_3Si groups in reagent **61** reduce its reactivity.

E. Diels–Alder Reaction

In the Diels–Alder reaction, steric effects resulting from the Me_3Si group can prevail over orbital effects. Eguchi et al. studied the reactivity of 1-methoxy-1-(trimethylsilyloxy)-1,3,5-hexatriene (**65**) toward dieno-

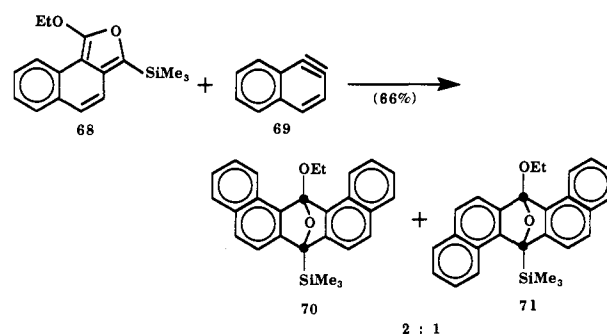


philes.⁸⁷ The results from the CNDO/2 calculations show that the HOMO coefficient is the largest at C-4. If the Diels–Alder reaction of **65** is controlled by the orbital effect, C-1 and C-4 should be the reactive centers.

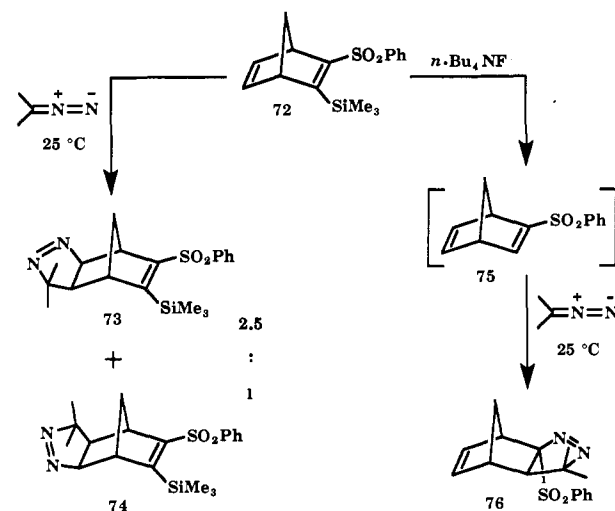
Nevertheless, Eguchi et al. found that dienophiles react with **65** at the C-3 and C-6 positions to give cycloadducts at room temperature to 110 °C. These adducts are desilylated during chromatographic separation to afford the corresponding methyl carboxylates.⁸⁷ The dienophiles and the yields of the methyl carboxylates are maleic anhydride (76%), *N*-phenylmaleimide (100%), methyl vinyl ketone (98%), methacrolein (36%), methyl acrylate (89%), ethyl propiolate (35%), dimethyl acetylenedicarboxylate (62%), and nitrosobenzene (82%). They concluded that the steric hindrance from the trimethylsilyloxy group or the methoxy group or both significantly reduces the reactivity of C-1.

Rickborn et al.⁸⁸ found that 1,3-bis(trimethylsilyl)naphtho[1,2-*c*]furan (**66**) reacts with maleic anhydride in CDCl_3 at room temperature to give cycloadducts **67** as a mixture of endo and exo isomers (Scheme 17). The initial endo/exo ratio is 9:1; the ratio drops to 2.2:1 after 0.3 h and 1:2.1 after 3.5 h. They suggested that the

SCHEME 18



SCHEME 19



steric interactions between the Me_3Si groups and dienophiles could be responsible for kinetic preference for the formation of the endo cycloadduct and thermodynamic preference for the exo cycloadduct. The steric factor of the Me_3Si group also plays a role in the control of the stereoselectivity in the Diels–Alder reaction of 1-ethoxy-3-(trimethylsilyl)naphtho[1,2-*c*]furan (**68**) with 1,2-naphthalene (**69**). The adducts **70** and **71** are obtained within a ratio of 2:1 in 66% total yield (Scheme 18).⁸⁸

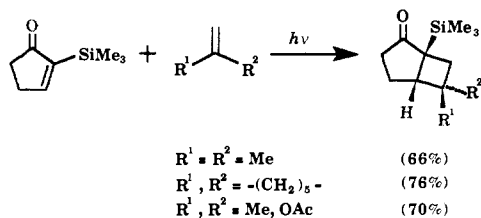
F. 1,3-Dipolar Cycloaddition

The Me_3Si group can govern the regioselectivity in a 1,3-dipolar cycloaddition. In 1987, Padwa et al.⁸⁹ reported that (trimethylsilyl)bicycloheptadiene **72** reacts with diazopropane at 25 °C to give regioisomers **73** and **74** in a ratio of 2.5:1 (Scheme 19). Diazopropane preferentially adds to the sterically less encumbered C–C double bond in **72**. In contrast, diazopropane reacts with sulfonated bicycloheptadiene **75**, obtained by desilylation of **72** with $n\text{-Bu}_4\text{NF}$, at the substituted C–C double bond to give adduct **76** exclusively.⁸⁹ In the same year, Williams et al.⁹⁰ reported that cyclopentadiene reacts with **72** at the sterically less hindered C–C double bond to give the corresponding exo [4 + 2] cycloadduct in 98% yield.

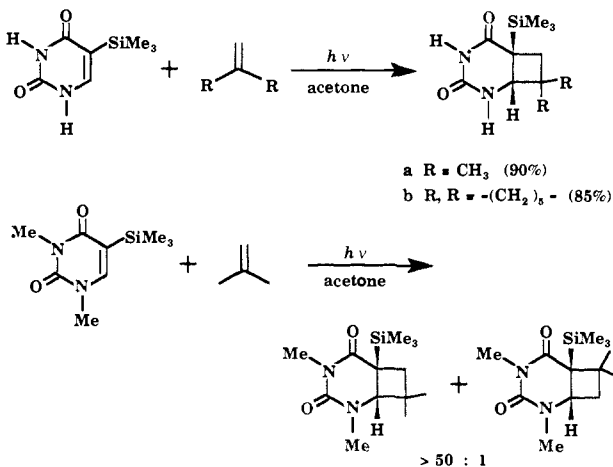
G. [2 + 2] Cycloaddition

The steric effect of the Me_3Si group can direct photochemical reactions.⁹¹ Swenton et al. obtained regioselectivity in the photocycloaddition of 2-(trimethylsilyl)cyclopentenone to isobutylene, methylenecyclohexane, and isopropenyl acetate in the presence

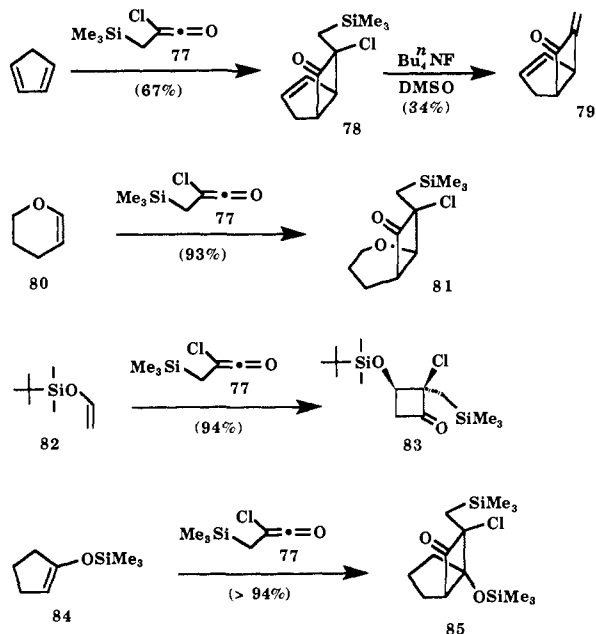
SCHEME 20



SCHEME 21



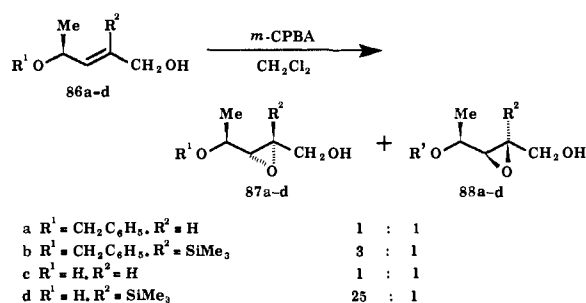
SCHEME 22



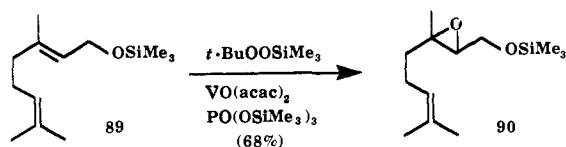
of stannous chloride (Scheme 20).⁹² These reactions give head-to-tail adducts as the major products. Similarly, the acetone-sensitized photocycloaddition of 5-(trimethylsilyl)uracils to isobutylene and methylenecyclohexane gives predominantly head-to-tail adducts in very good yields (Scheme 21).^{91,93}

The instability of methyleneketene ($\text{CH}_2=\text{C}=\text{C}=\text{O}$) limits its applicability in organic synthesis.⁹⁴ Paquette et al.⁹⁵ prepared chloro[(trimethylsilyl)methyl]ketene (77) as the synthon for methyleneketene. Cyclopentadiene reacts with 77 in dry pentane at 0 °C to give [2 + 2] adduct 78 in 67% yield (Scheme 22). The large Me_3Si group governs the stereochemical outcome. Treatment of 78 with $n\text{-Bu}_4\text{NF}$ in DMSO produces enone 79 in 34% yield. Similarly, 77 reacts with di-

SCHEME 23



SCHEME 24



hydropyran (80), silyl enol ether 82, and silyl cyclopentenol 84 to afford adducts 81 (93%), 83 (94%), and 85 (>94%), respectively. Sterically congested olefins, however, do not react with 77.

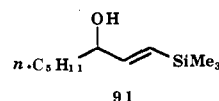
H. Epoxidation

The Me_3Si group attached to an allylic position of alkenes provides remarkable stereoselectivity in the epoxidation of C–C double bonds. In 1980, Hasan and Kishi⁹⁶ reported that the reaction of allylic alcohol 86a with *m*-chloroperoxybenzoic acid (*m*-CPBA) in CH_2Cl_2 produces a 1:1 mixture of diastereomeric epoxy alcohols 87a and 88a (Scheme 23). Similarly, 86c gives a mixture of 87c and 88c also in a 1:1 ratio. In order to improve the stereoselectivity, they introduced a Me_3Si group at the β sp^2 carbon. This bulky group significantly changes the ratio of diastereomeric epoxides. Thus 86b gives 87b and 88b in a ratio of 3:1; 86d affords 87d and 88d in a ratio >25:1. Protodesilylation of 87d with $n\text{-Bu}_4\text{NF}$ in DMF gives 87c with complete retention of the stereoconfiguration at the oxirane carbon.

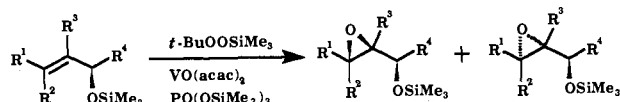
In 1982, Narula⁹⁷ reported a similar strategy for the epoxidation of trimethylsilylated allylic alcohols by using $\text{VO}(\text{acac})_2$ and $t\text{-BuOOH}$. For most substrates, Narula obtained excellent selectivity—only one diastereomer is generated in the epoxidation.

Hiyama and Obayashi⁹⁸ found that $t\text{-BuOOSiMe}_3$ can epoxidize allylic and homoallylic trimethylsilyl ethers in CH_2Cl_2 with $\text{VO}(\text{acac})_2$ and $\text{PO}(\text{OSiMe}_3)_3$ as catalysts. Thus geranyl trimethylsilyl ether (89) undergoes oxidation to give the corresponding monoepoxide 90 in 68% yield (Scheme 24). The other C–C double bond in 89 remains unchanged. They further applied this method to the epoxidation of alkenes with a trimethylsilyloxy group attached to a chiral carbon in the allylic or in the homoallylic position (Scheme 25). Diastereomeric mixtures are obtained with ratios from 1:1.9 to 9:1. Thus Me_3Si groups provide a modest directing effect on the stereoselective epoxidation of allylic and homoallylic trimethylsilyl ethers.

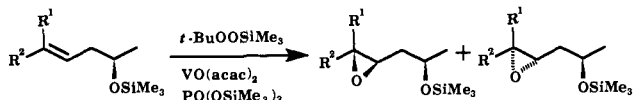
In the study of kinetic resolution of allylic alcohols, Sato et al.^{99,100} found that γ -trimethylsilyl species 91 can



SCHEME 25

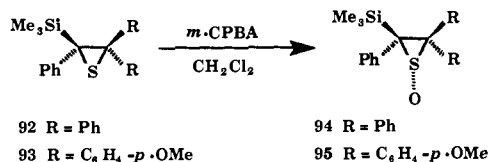


	yield	
a R ¹ = R ² = Me, R ³ = H, R ⁴ = Me	(85%)	9 : 1
b R ¹ = Me, R ² = R ³ = H, R ⁴ = Me	(78%)	1 : 1.2
c R ¹ = R ² = H, R ³ = Me, R ⁴ = Bu	(21%)	1 : 1.9



	yield	
a R ¹ = Et, R ² = H	(60%)	6.7 : 1
b R ¹ = R ² = Me	(56%)	8.1 : 1

SCHEME 26



92 R = Ph	94 R = Ph
93 R = C ₆ H ₄ -p-OMe	95 R = C ₆ H ₄ -p-OMe

be resolved more efficiently than any other secondary allylic alcohols by chemical means. Reagents used in the resolution include *t*-BuOOH, L-(+)-diisopropyl tartrate, and Ti(O-*i*-Pr)₄. Recently, Sharpless et al.¹⁰¹ measured the k_f/k_s value of **91** to be 700, where k_f and k_s are the epoxidation rates of the fast and the slow enantiomers, respectively. The high resolution comes from the steric bulk of the Me₃Si group at the olefinic terminus. Introduction of the Me₃Si group makes the epoxidation rate increase for one enantiomer and decrease for the other.¹⁰¹

I. S-Oxidation

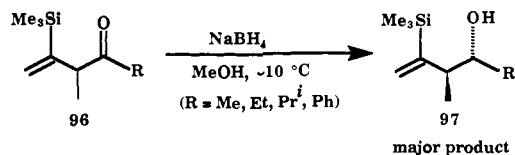
In the oxidation of tetrasubstituted thiranes **92** and **93** with *m*-CPBA, Bonini et al.¹⁰² obtained the corresponding episulfoxides **94** and **95** in 32% and 58% yields, respectively (Scheme 26). No products were observed with the sulfoxide moiety syn to the Me₃Si group. The configuration of anti episulfoxide **95** is confirmed by X-ray structural analysis. They considered that the steric hindrance resulting from the Me₃Si group prevented *m*-CPBA from approaching the S center on the same side of the thirane.

J. Reduction

The bulky Me₃Si group can direct the reduction of β -trimethylsilyl ketones to the corresponding alcohols with high diastereoselectivity. In 1984, Sato et al.^{74,75} reported that ketones **96** react with NaBH₄ in methanol to produce alcohols **97** as the major diastereomers in 92–98% yields (Scheme 27). The stereoselectivity is >99:1 in most cases. The configuration of the products can be predicted by use of Cram's rule. Protodesilylation of trimethylsilyl alcohols **97** with NaH or KH in HMPA gives the corresponding homoallylic alcohols, which are useful in the synthesis of macrolide and ionophore antibiotics.⁷⁵

The Me₃Si-directed reduction was also applied to the conversion of β -trimethylsilyl epoxy ketones **98** and **100** to alcohols **99** and **101**, respectively (Scheme 28).¹⁰³

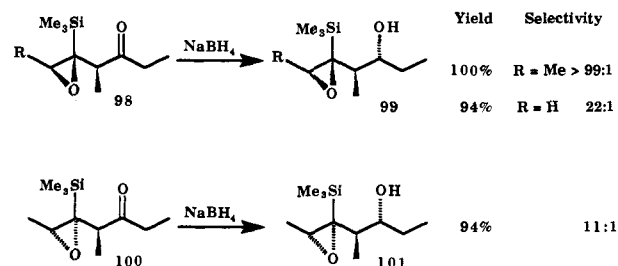
SCHEME 27



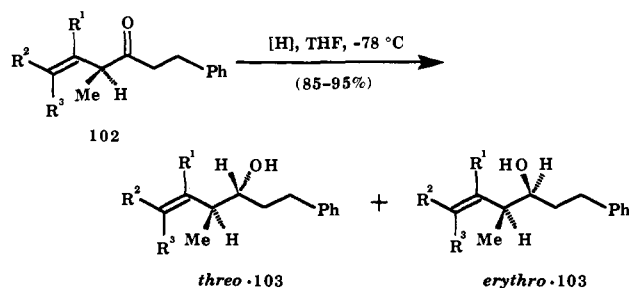
diastereoselectivity

R	major : minor
Me	19 : 1
Et	> 99 : 1
Pr ⁱ	> 99 : 1
Ph	> 99 : 1

SCHEME 28



SCHEME 29



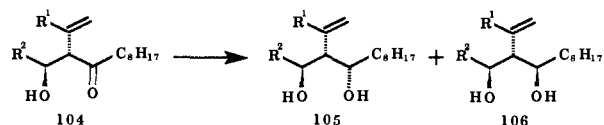
R ¹	R ²	R ³	103: threo/erythro	
			DIBAL	L-Selectride
H	H	H	0.89 : 1	24 : 1
H	Bu	H	1.1 : 1	13 : 1
H	H	Bu	1.5 : 1	> 99 : 1
Me ₃ Si	H	H	8.1 : 1	> 99 : 1
Me ₃ Si	Bu	H	16 : 1	> 99 : 1
Me ₃ Si	H	Bu	> 99 : 1	> 99 : 1

The stereoselectivity varies from 11:1 to >99:1.

Tsuchihashi et al. reported a highly stereoselective reduction of optically pure α -methyl- β,γ -enones **102** to give the corresponding alcohols **103**.¹⁰⁴ Treatment of **102** with diisobutylaluminum hydride (DIBAL-H) or lithium tri-*sec*-butylborohydride (L-Selectride) in THF at -78 °C gives a mixture of *threo*- and *erythro*-**103** in 85–95% yield (Scheme 29). A bulky Me₃Si group at the β position increases the *threo*-**103**/*erythro*-**103** ratio. This strategy was further applied to convert some trimethylsilyl alkynyl ketones to the corresponding alcohols.¹⁰⁵

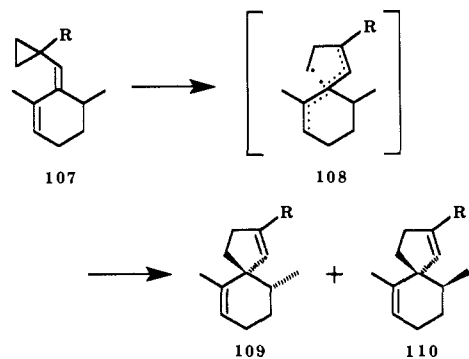
In the reduction of (trimethylsilyl)vinyl aldols **104a** and **104b** with LiBEt₃H or DIBAL-H in THF at -78 °C, Tsuchihashi et al.¹⁰⁶ obtained a mixture of diastereomeric diols **105a** + **106a** and **105b** + **106b**, respectively (Scheme 30). Use of LiBEt₃H gives excellent selectivity (>99:1) for both **105a**/**106a** and **105b**/**106b**. This re-

SCHEME 30



a	R ¹ = SiMe ₃ R ² = H	LiEt ₃ H DIBAL	> 99 : 1 4 : 1
b	R ¹ = SiMe ₃ R ² = CH ₂ OCH ₂ Ph	LiEt ₃ H DIBAL	> 99 : 1 1 : 1.5
c	R ¹ = H R ² = CH ₂ OCH ₂ Ph	LiEt ₃ H	1 : 49

SCHEME 31



	yield	ratio
R = SiMe ₃	70%	6 : 1
■ CMe ₂ (OMe)	100%	5 : 1
■ CN	72%	4 : 1

ducing agent has weak chelating ability; the selectivity comes from the great steric bias posed by the Me₃Si group. On the other hand, DIBAL-H gives poorer selectivity (105a/106a = 4:1 and 105b/106b = 1:1.5) because both the chelating and the steric effects are involved. Furthermore, they obtained reverse selectivity (105c/106c = 1:49) in the reduction of vinyl aldol 104c, which does not have a Me₃Si group.¹⁰⁷

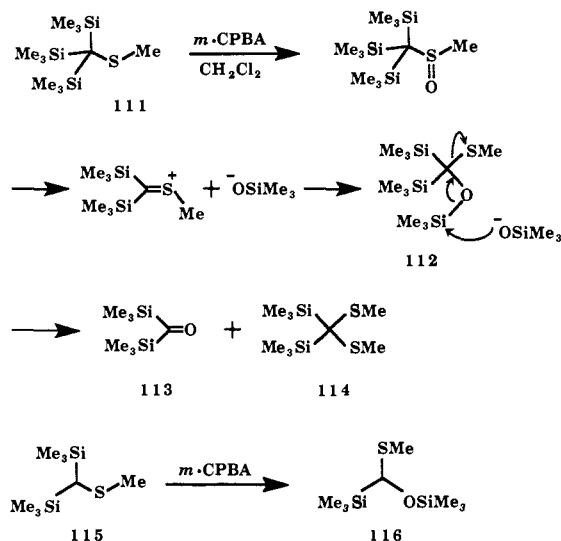
K. Elimination

Replacement of a proton with the Me₃Si group in some organic compounds can increase the rate of pyrolysis. Taylor et al.⁵³ studied the pyrolysis of β-substituted ethyl acetates AcOCH₂CH₂X (X = H, CMe₃, SiR₃, and GeEt₃) to AcOX and ethylene in the gas phase. At 327 °C, the reaction AcOCH₂CH₂SiMe₃ → AcOSiMe₃ + CH₂=CH₂ is 125 times faster than the reaction AcOCH₂CH₃ → AcOH + CH₂=CH₂. It is believed that the steric factor of the Me₃Si group plays a part in acceleration of the fragmentation.

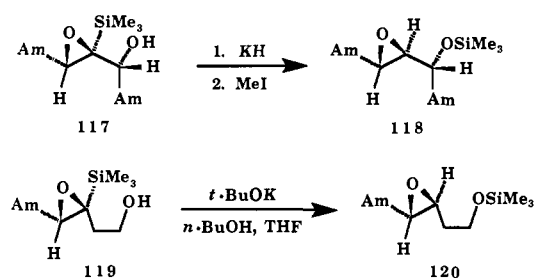
L. Sigmatropic Rearrangement

Paquette et al. developed a new method for the synthesis of spiro[4.5] sesquiterpenes (Scheme 31).¹⁰⁸ By heating trimethylsilyl vinylcyclopropane 107 at 560 °C, they obtained a 70% yield of diastereomeric spiro vinylsilanes 109 and 110 (R = SiMe₃) in a ratio of 6:1. The selectivity comes from the steric influence of the Me₃Si group in intermediate 108 (R = SiMe₃) during the combination of radical centers. In the thermolysis of vinylcyclopropane 107 with a CMe₂(OMe) group at 440 °C, two isomeric products 109 and 110 (R = CMe₂(OMe)) are obtained in quantitative yield. The ratio of 109 to 110, however, drops to 5:1. Thermolysis

SCHEME 32



SCHEME 33



of vinylcyclopropane 107 with a CN group at 470 °C gives a mixture of rearrangement products 109 and 110 (R = CN) in a ratio of 4:1. Thus the steric influence in this pyrolytic spiroannulation follows the order Me₃Si > CMe₂(OMe) > CN.

M. Sila-Pummerer Rearrangement

Reaction of tris(trimethylsilyl)(methylthio)methane (111) with *m*-CPBA in dichloromethane gives a mixture of silyl ketone 113 (45%) and thioketal 114 as main products in a 1:1 ratio (Scheme 32), as reported by Ricci et al.¹⁰⁹ For this transformation, they proposed a mechanism involving sila-Pummerer rearrangement. Silyl ether intermediate 112, containing three Me₃Si groups nearby, was detected. Oxidation of bis(trimethylsilyl)(methylthio)methane (115) with *m*-CPBA, however, affords stable silyl ether 116, in which less steric compression exists between the Me₃Si groups.

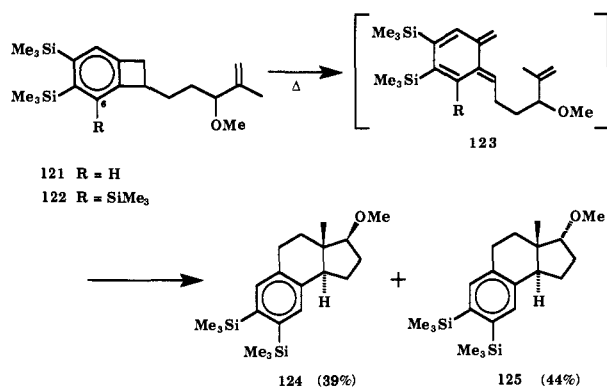
N. Migration

In an attempt to methylate epoxy alcohol 117, Yamamoto et al.¹¹⁰ obtained silyl ether 118 exclusively by 1,3-silyl migration (Scheme 33). Similarly, treatment of epoxy alcohol 119 with *t*-BuOK in *t*-BuOH and THF gives 120. The steric hindrance between the Me₃Si and the amyl groups provides the major driving force for the migration to occur.

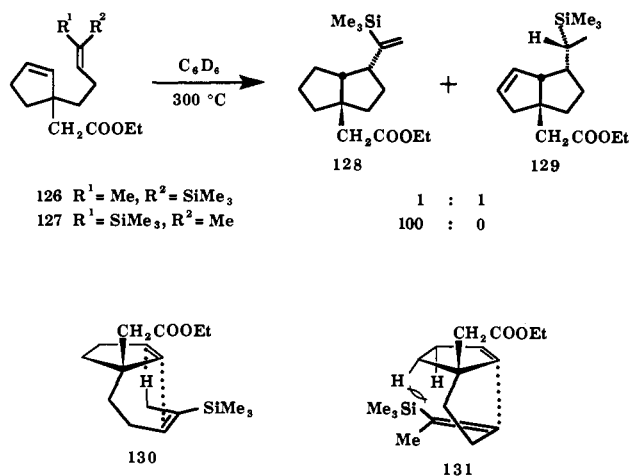
O. Ring Opening

Vollhardt et al.¹¹¹ pyrolyzed a diastereomeric mixture of bis(trimethylsilyl)benzocyclobutenes 121 at 175 °C to give 124 (39%) and 125 (44%). The entire trans-

SCHEME 34



SCHEME 35



formation involves a ring opening and an intramolecular Diels-Alder reaction (Scheme 34). Under the same reaction conditions, tris(trimethylsilyl)benzocyclobutene 122 remains unchanged for 22 h. It is believed that the Me₃Si group at the C-6 position in 122 sterically (and perhaps also electronically) blocks the ring opening. Intermediate 123 (R = SiMe₃) thus cannot be generated.

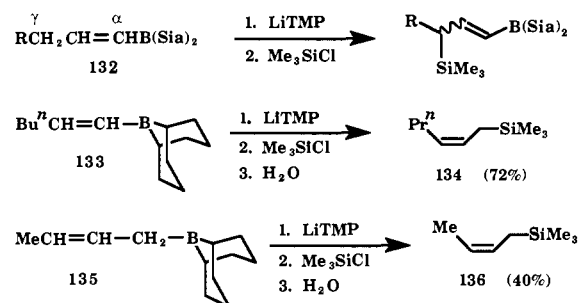
P. Ene Reaction

The Me₃Si group in organic compounds can control the regio- and stereochemistry of the ene reaction. Ziegler et al. reported that pyrolysis of vinylsilane 126 at 300 °C in benzene-*d*₆ gives a 1:1 ratio of bicyclooctanes 128 and 129 (Scheme 35).¹¹² Under the same conditions, vinylsilane 127 provides bicyclooctane 128 exclusively. Conversion of 127 to 128 involves transition state 130, which is thermodynamically more favorable than transition state 131. Steric interactions exist between the Me₃Si group and hydrogens on the cyclopentene ring in 131, which leads to 129.

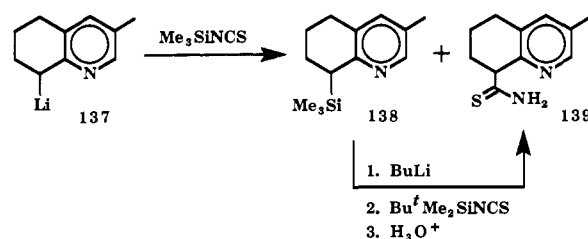
Q. Silylation

Regioselectivity and feasibility of trimethylsilylations are influenced by the Me₃Si group in silylating agents. Silylation occurs at the γ position when alkenyldisiamylboranes 132 are treated with lithium 2,2,6,6-tetramethylpiperidide (LiTMP) and then Me₃SiCl (Scheme 36).¹¹³ The regioselectivity comes from the steric repulsion between the bulky siamyl (Sia) and the Me₃Si groups. By replacing the siamyl group with a less bulky borane-containing substituent, 9-borabicyclo-

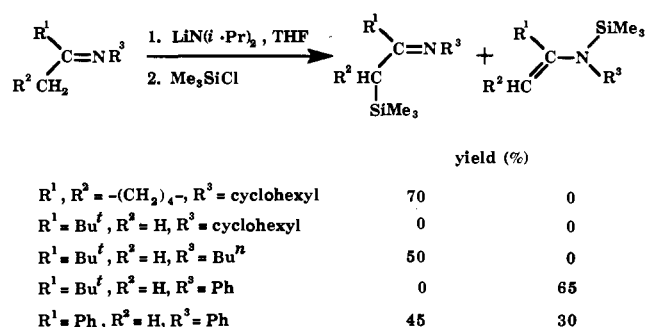
SCHEME 36



SCHEME 37



SCHEME 38



[3.3.1]nonane, Yamamoto et al.¹¹⁴ were able to silylate 133 and 135 at the α position. After protonolysis, allylic silanes 134 (72% from 133) and 136 (40% from 135) are obtained in the *Z* form.

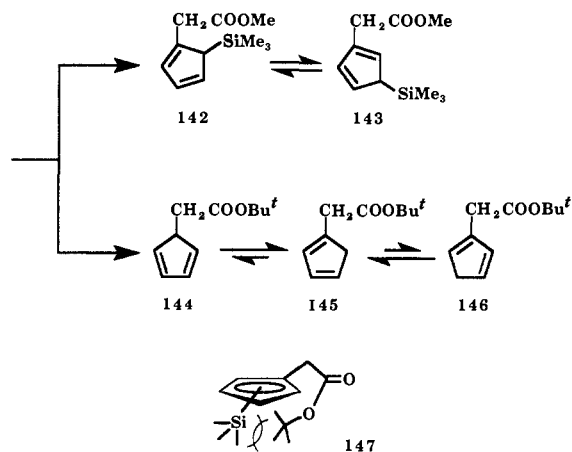
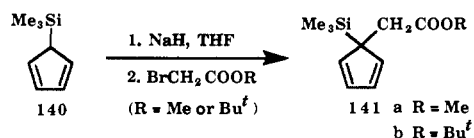
Crossley and Shepherd¹¹⁵ studied the reaction of 8-lithio-3-methyl-5,6,7,8-tetrahydroquinoline (137) with trimethylsilyl isothiocyanate (Scheme 37). Trimethylsilyl tetrahydroquinoline 138 and thioamide 139 are generated; the ratio of 138/139 is solvent dependent. A mixture of toluene and hexane gives 139 as the main product (35–40%). More polar solvents, such as ether/hexane and THF/hexane, afford 138 almost exclusively. A modest increment of steric hindrance in silicon reagents however suppresses the silylation completely. They also found that treatment of 138 with BuLi and then *tert*-butyldimethylsilyl isothiocyanate gives thioamide 139 in almost quantitative yield upon aqueous acidic workup.

The reactive site of ketimines in trimethylsilylation depends upon their steric environment. Sarma^{116,117} found that both C- and N-silylations occur in ketimines under alkaline conditions (Scheme 38).

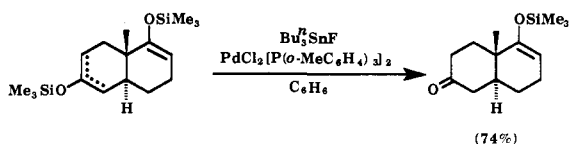
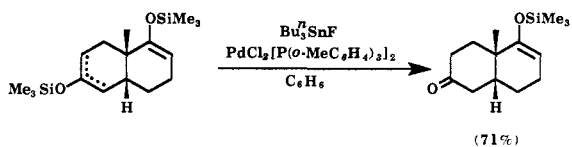
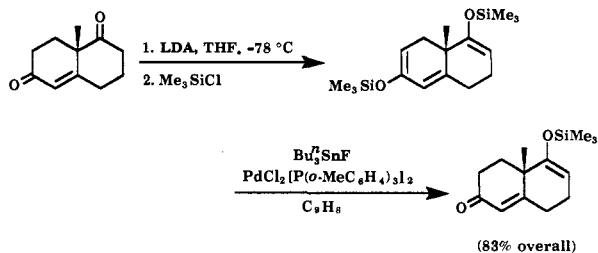
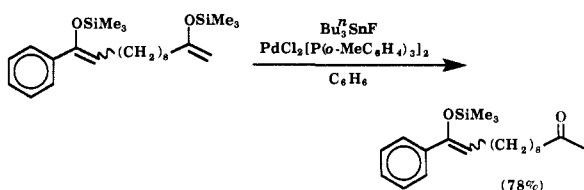
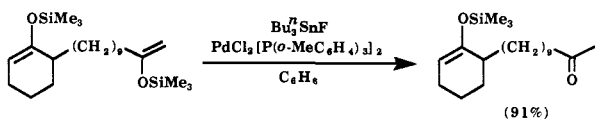
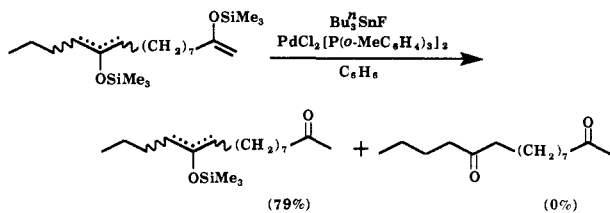
R. Desilylation

Steric congestion in compounds created by the Me₃Si group may provide the driving force for desilylation to occur. Vilarrasa et al. reacted (trimethylsilyl)cyclopentadiene (140) with methyl bromoacetate in the presence of NaH in THF to give a methyl ester (i.e., 141a, 142, or 143) in good yield (Scheme 39).¹¹⁸ Under

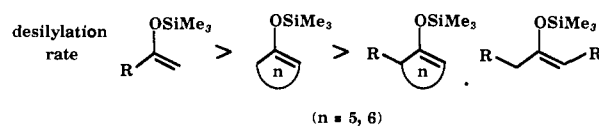
SCHEME 39



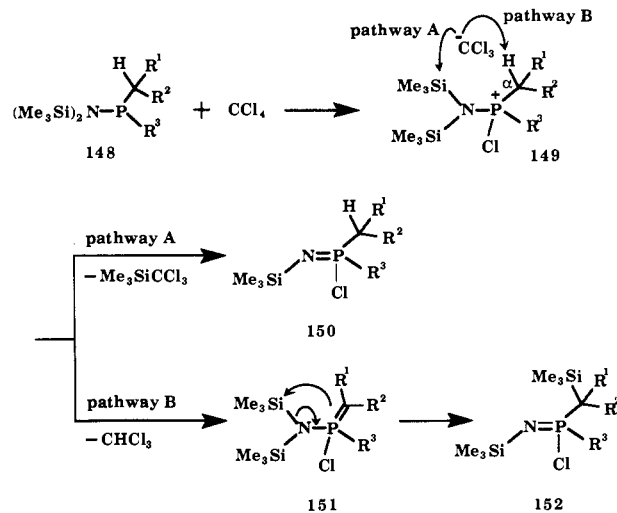
SCHEME 40



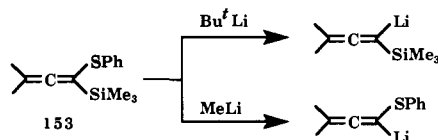
SCHEME 41



SCHEME 42



SCHEME 43



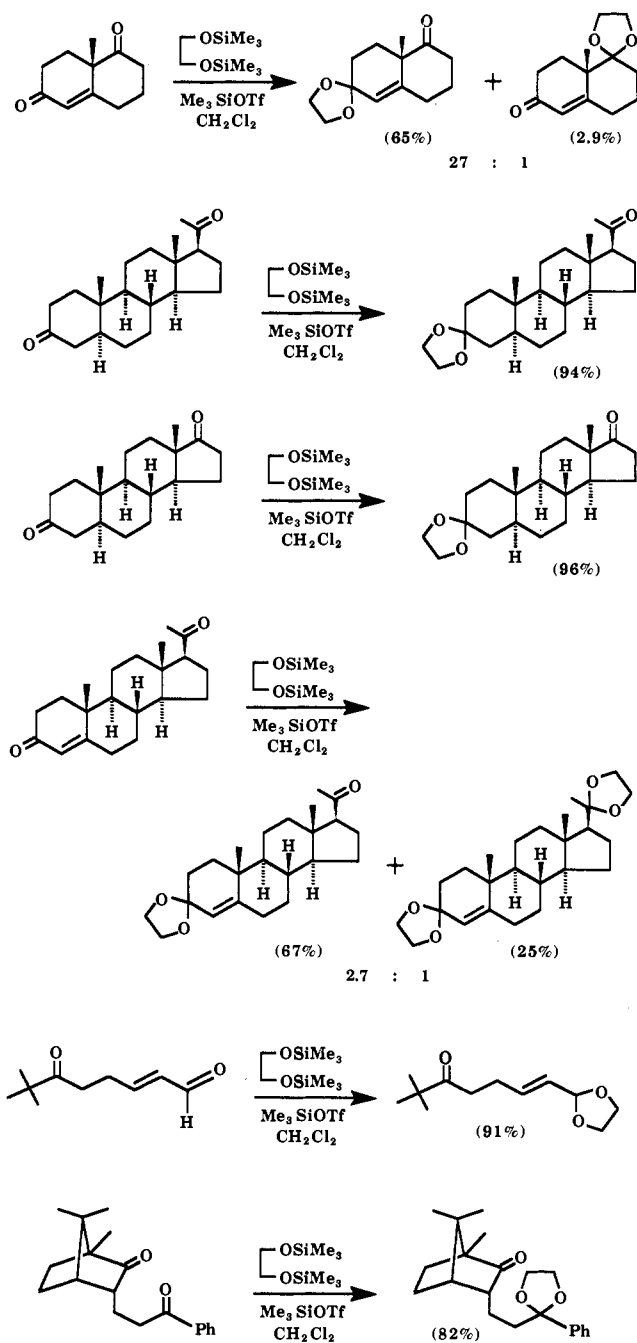
the same conditions, alkylation of 140 with *tert*-butyl bromoacetate produces desilylated species 144–146 in 95% yield. They indicated that steric hindrance exists between the Me₃Si and the *tert*-butyl groups in intermediate 141b (cf. 147).

The steric environment of the Me₃Si group in substrates may dominate selective detrimethylsilylations. By using *n*-Bu₃SnF and a catalytic amount of PdCl₂[P(*o*-MeC₆H₄)₃]₂, Kuwajima et al.¹¹⁹ obtained high regioselectivity in monodesilylation of bis(silyl enol) ethers (Scheme 40). Reagent *n*-Bu₃SnF, instead of PdCl₂[P(*o*-MeC₆H₄)₃]₂, is responsible for the selectivity. The desilylation rate depends upon the steric congestion around the double bonds of silyl enol ether moieties. The rate decreases in the order shown in Scheme 41.

Wisian-Neilson et al.¹²⁰ reported that reaction of [bis(trimethylsilyl)amino]phosphines (148, R¹, R², R³ = H, Me, *i*-Pr, *t*-Bu, Ph) with CCl₄ gives *P*-chloro-*N*-silylphosphoranimines 150 and 152 (via 151, Scheme 42). These products are generated through desilylation (pathway A) and deprotonation (pathway B). The competition between these two pathways depends upon the steric bulk of the substituents at phosphorus as well as solvent polarity and an electronic effect resulting from R¹ and R². Desilylation of 149 by Cl₃C⁻ to liberate Me₃SiCCl₃ is favorable when the α hydrogen has a sterically congested environment, such as R¹ = R² = Me, R³ = *i*-Pr, *t*-Bu, or Ph.

Bridges et al. reported that cleavage of the carbon-sulfur bond occurs when allene 153 reacts with *t*-BuLi at -25 °C (Scheme 43).¹²¹ Nevertheless, desilylation takes place at 25 °C when MeLi is employed. The change of reaction pathway reflects the large steric

SCHEME 44



hindrance to attack at silicon by *t*-BuLi and its great thiophilicity.

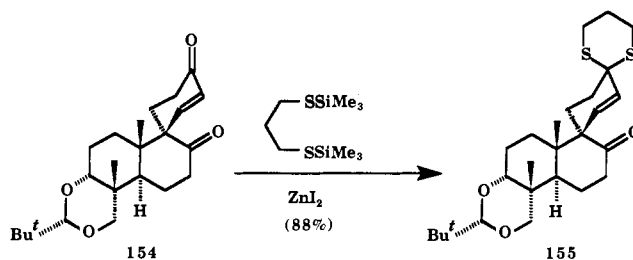
S. Ketalization

Selective monodioxolanation of dicarbonyl compounds can be accomplished by use of $\text{Me}_3\text{SiOCH}_2\text{CH}_2\text{OSiMe}_3$ in the presence of catalyst $\text{Me}_3\text{SiOSO}_2\text{CF}_3$ (Scheme 44).¹ These silicon-containing reagents preferentially react with the sterically less congested carbonyl group under conditions of kinetic control. Results from control experiments indicate that the selectivity comes from the steric, instead of the electronic, effect resulting from Me_3Si groups.

T. Thioetalization

Evans et al.¹²² found that thiotrimethylsilanes (RSSiMe_3) react with aldehydes and ketones with ZnI_2

SCHEME 45



SCHEME 46



as the catalyst to give the corresponding thioacetals in good to excellent yields (70–98%). Corey et al.¹²³ adopted this procedure for the selective protection of a less sterically hindered α,β -enone moiety in the presence of a more hindered saturated carbonyl group in 154. By use of bis(trimethylsilyl)propane-1,3-dithiol and ZnI_2 in chloroform, 154 is converted to 155 in 88% yield (Scheme 45). Conversion of 154 to 155 serves as a key step in a total synthesis of (\pm)-aphidicolin.

U. Nitration

Speier¹²⁴ found that the ortho, meta, and para positions in (trimethylsilyl)benzene possess different reactivities toward nitration. The reactivity of the para position is normal; the ortho/para ratio is 0.42.¹²⁵ Glyde and Taylor¹²⁶ suggested that the ratio was affected by the steric hindrance resulting from the Me_3Si group. This steric influence, however, is weaker on the meta position (meta/para ratio = 0.75).

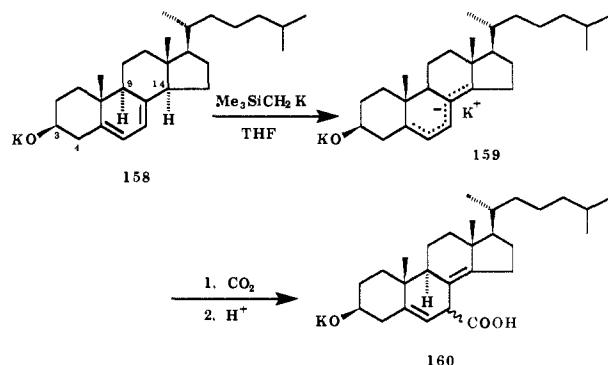
V. Solvolysis

Steric hindrance from the Me_3Si groups can retard nucleophilic attacks at the silicon atom attached to the $(\text{Me}_3\text{Si})_3\text{C}$ moiety. Eaborn and Safa¹²⁷ found that $(\text{Me}_3\text{Si})_3\text{CSiMe}_2\text{OSiMe}_3$ has low chemical reactivity. It is stable toward 2.5 M HCl in methanol at room temperature, 1 M NaOMe in refluxing methanol, KF/18-crown-6 in refluxing CH_2Cl_2 , and KF in refluxing methanol. It is possible, however, to break the O–SiMe₃ bond in $(\text{Me}_3\text{Si})_3\text{CSiMe}_2\text{OSiMe}_3$ to give $(\text{Me}_3\text{Si})_3\text{CSiMe}_2\text{OH}$ by anhydrous CF_3COOH or KOH in water/DMSO.

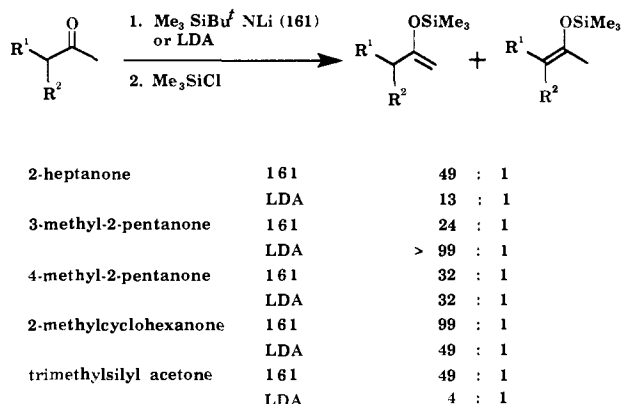
The highly sterically hindered silanol $(\text{Me}_3\text{Si})_3\text{CSiMe}_2\text{OH}$ can also be obtained by solvolysis of the corresponding silyl perchlorate and silyl halides. Thus $(\text{Me}_3\text{Si})_3\text{CSiMe}_2\text{OCIO}_3$ is solvolyzed by water/methanol,¹²⁸ $(\text{Me}_3\text{Si})_3\text{CSiMe}_2\text{X}$ (X = Cl or Br) by water/*n*-Bu₄PfCl/KCl/ CCl_4 ,¹²⁹ and $(\text{Me}_3\text{Si})_3\text{CSiMe}_2\text{I}$ by methanol ($t_{1/2}$ = 13 days),¹³⁰ water/dioxane, and water/DMSO.^{131,132}

In a meticulous study on trifluoroacetylation of (trimethylsilyl)cyclohexenes, Wickham and Kitching¹³³ reacted *cis*- and *trans*-3,6-bis(trimethylsilyl)cyclohexenes (156 and 157) with CF_3COOD in chloroform (Scheme 46). By analyzing the ratio of products *cis*- and *trans*-3-deuterio-4-(trimethylsilyl)cyclohexenes, they concluded that *cis* isomer 156 undergoes prefer-

SCHEME 47



SCHEME 48



entially the anti mode of attack by CF_3COOD . The anti/syn ratio is 1.14 for trans isomer 157; steric congestion by the Me_3Si group in the γ -carbon region hinders the anti approach by CF_3COOD .

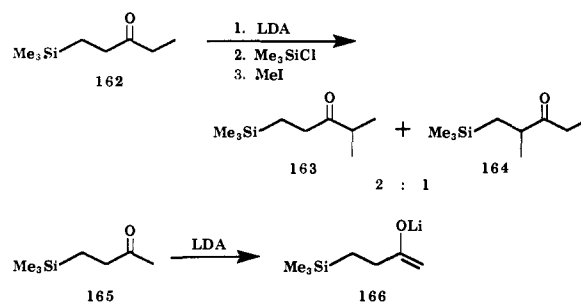
W. Deprotonation

Selective deprotonation is extremely important in organic synthesis. The selectivity can be obtained by use of Me_3Si -containing bases or by placement of the Me_3Si group in substrates. Moret and Schlosser utilized $\text{Me}_3\text{SiCH}_2\text{K}$ to remove the C-14 proton of potassium alkoxide of 5,7-cholestadien-3 β -ol (158) in a highly regioselective manner (Scheme 47).¹³⁴ The resulting dianion 159 reacts with dry ice to give diastereomeric carboxylic acids 160 in 43% yield upon acidic workup. The methylene protons at the C-4 position are not abstracted because of the electronic and the steric effects resulting from the C-3 oxide aggregation. The methine proton at the C-9 position is not readily accessible either; it is located in a sterically congested area.


Larson et al.¹³⁵ developed several hindered, strong bases, such as lithium *tert*-butyl(trimethylsilyl)amide (161). Reagent 161 can deprotonate unsymmetric ketones regioselectively. The selectivity is comparable with or better than that offered by lithium diisopropylamide (LDA), as indicated in Scheme 48.

Fleming et al. found that the Me_3Si and the Me_2PhSi groups in the β position of ketones can direct enolization to occur on the side away from the silyl groups.¹³⁶ β -Trimethylsilyl ketone 162 reacts with lithium diisopropylamide, Me_3SiCl , and then MeI to give α -methylated ketones 163 and 164 in a 2:1 ratio (Scheme 49). β -Trimethylsilyl ketone 165 can also be enolized completely to terminal enolate 166. The directing effect comes from the steric influence of the bulky silyl groups.

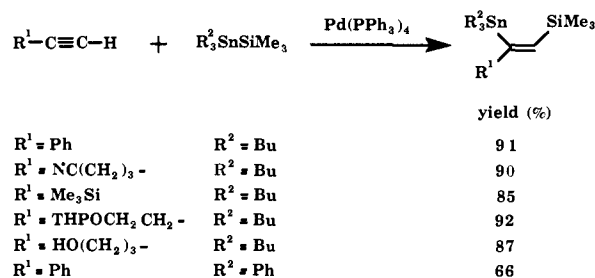
SCHEME 49



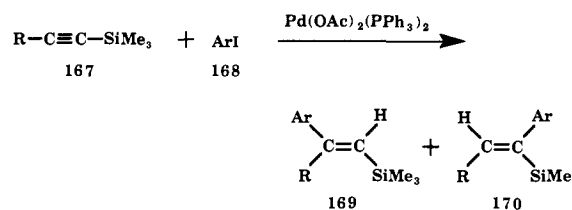
SCHEME 50



SCHEME 51



SCHEME 52



X. Silylmatalation

In the study of silylcuprate reagents, Chen and Oliver¹³⁷ reacted $((\text{Me}_3\text{Si})_3\text{Si})_2\text{CuLi}\cdot\text{LiI}$ with terminal acetylenes to give trans olefins exclusively (Scheme 50). The steric hindrance around silicon atoms prevents addition of the $(\text{Me}_3\text{Si})_3\text{Si}$ group to the more crowded sp carbon. The regioselectivity of this silylcupration is opposite to that in the corresponding carbocupration.^{138,139}

Terminal acetylenes also react with silylstannanes in the presence of a catalytic amount of $\text{Pd}(\text{PPh}_3)_4$ to give silyl tin olefins in good to excellent yields (Scheme 51).¹⁴⁰ Chenard and Van Zyl found that this silylstannylation is highly stereo- and regioselective: only cis adducts are obtained, and the Me_3Si group always adds to the terminal carbon. Nonterminal acetylenes, however, do not react with silylstannanes under the same conditions; this is presumably due to the steric hindrance.

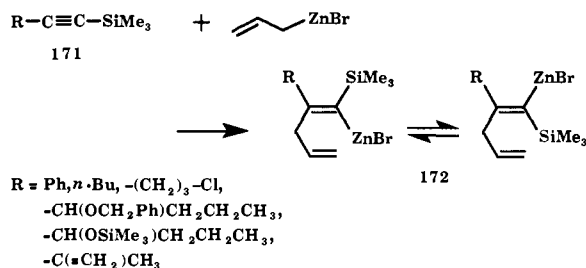
Y. Carbometalation

(Trimethylsilyl)acetylenes 167 react with aryl iodides 168 in the presence of $\text{Pd}(\text{OAc})_2(\text{PPh}_3)_2$, piperidine, and formic acid to give 2,2-disubstituted vinylsilanes 169

TABLE 5. Addition of 168 to 167 Giving 169 and 170

alkyne 167 R	aryl iodide 168 Ar	yield, %	
		169	170
4-H ₂ NC ₆ H ₄	4-MeOC ₆ H ₄	48	
4-HOC ₆ H ₄	4-MeOC ₆ H ₄	60	
4-ClC ₆ H ₄	4-HOC ₆ H ₄	56	11
3-MeOCC ₆ H ₄	4-HOC ₆ H ₄	60	11
4-MeCONHC ₆ H ₄	C ₆ H ₅	50	10
3-H ₂ NC ₆ H ₄	3-MeC ₆ H ₄	41	
2-MeC ₆ H ₄	4-HOC ₆ H ₄	71	
4-MeOC ₆ H ₄	4-MeOC ₆ H ₄	55	
4-MeOCC ₆ H ₄	4-HOC ₆ H ₄	47	18
4-MeCOC ₆ H ₄	4-MeOC ₆ H ₄	44	10
Me	4-MeC ₆ H ₄	43	12

SCHEME 53

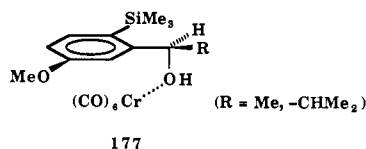


and 170 (Scheme 52 and Table 5), as reported by Cacchi et al.¹⁴¹ The bulky Me₃Si group controls the carbopalladation step,¹⁴¹⁻¹⁴³ which favors the formation of 169.

The regioselectivity is also observed in the allylzincation of ethynylsilanes 171 with allylzinc bromide (Scheme 53), as reported by Molander.¹⁴⁴ Whether products 172 are *cis* or *trans* highly depends upon the structure of 171 and the reaction conditions. The GC yields of 172 vary from 52 to 88%.

Z. Complexation

By introducing the Me₃Si group temporarily at an ortho position in benzyl alcohol derivatives, Uemura et al. accomplished a highly diastereoselective chromium complexation (Scheme 54).¹⁴⁵ The Me₃Si group can be easily removed later. Silyl alcohols 173 react with Cr(CO)₆ (130 °C) or tricarbonyl(naphthalene)chromium (Nap·Cr(CO)₃, 70 °C) and then with *n*-Bu₄NF to give predominantly (*S**,*R**)-(η⁶-arene)-Cr(CO)₃ complex 174. They proposed that these reactions proceed via a transition state such as 177, in which the chromium

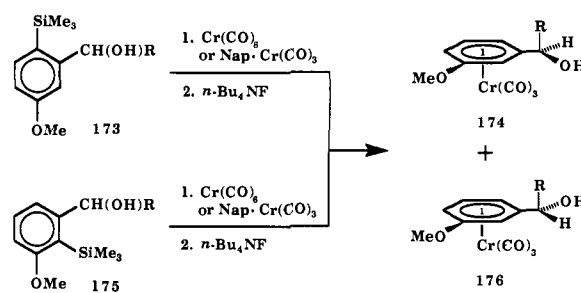


reagent coordinates with the hydroxyl group. The selectivity comes from the steric influence of the Me₃Si moiety. This moiety forces the R group (R = Me, CHMe₂) to stay on the farther side, as indicated in 177. Similarly, silyl alcohols 175 afford the other diastereomeric complexes (*S**,*S**)-176.

IV. Conclusion

This Review presents many examples to show that the bulky Me₃Si group can control stereochemistry in organic reactions. By placement of the Me₃Si group at an appropriate position in substrates or by use of Me₃Si-containing reagents, products usually can be

SCHEME 54



compound	chromium reagent	ratio of 174 to 176	yield (%)
173 (R = Me)	Cr(CO) ₆	19 : 1	66
173 (R = CHMe ₂)	Cr(CO) ₆	24 : 1	77
175 (R = Me)	Cr(CO) ₆	1 : 49	69
173 (R = Me)	Nap·Cr(CO) ₃	49 : 1	82
173 (R = CHMe ₂)	Nap·Cr(CO) ₃	100 : 0	85
175 (R = Me)	Nap·Cr(CO) ₃	0 : 100	97
175 (R = CHMe ₂)	Nap·Cr(CO) ₃	0 : 100	88

obtained with the desired configuration. The steric hindrance resulting from the Me₃Si group is expected to continue to play an important role in organic chemistry.

Acknowledgments. For financial support, we are indebted to the donors of the Petroleum Research Fund, administered by the American Chemical Society; to Research Corp.; to the American Heart Association, the Maryland Affiliate, Inc.; to the National Institutes of Health for Biomedical Research Support Grant S07 RR7041; and to Stuart Pharmaceuticals, Division of ICI Americas Inc. J.R.H. acknowledges the Sloan Foundation for a fellowship. We also thank Shwu C. Tsay for her assistance in the preparation of the manuscript.

V. References

- Hwu, J. R.; Wetzel, J. M. *J. Org. Chem.* **1985**, *50*, 3946.
- Fleming, I. *Silicon Compounds, Register and Review*; Pergamon Press: Oxford, 1987; p 21.
- Fleming, I. *Pure Appl. Chem.* **1988**, *60*, 71.
- Weidenbruch, M.; Schäfer, A. *Rev. Silicon, Germanium, Tin, Lead Compd.* **1983**, *7*, 127.
- Sakurai, H.; Nakadaira, Y.; Tobita, H. *Chem. Lett.* **1982**, 771.
- Murray, B.; Hvoslef, J.; Hope, H.; Power, P. P. *Inorg. Chem.* **1983**, *22*, 3421.
- van de Heisteeg, B. J. J.; Schat, G.; Tinga, M. A. G. M.; Akkerman, O. S.; Bickelhaupt, F. *Tetrahedron Lett.* **1986**, *27*, 6123.
- Block, E.; Gernon, M.; Kang, H.; Liu, S.; Zubieta, J. *J. Chem. Soc., Chem. Commun.* **1988**, 1031.
- Schraml, J.; Včelák, J.; Chvalovský, V.; Engelhardt, G.; Jancke, H.; Vodička, L.; Hlavatý, J. *Collect. Czech. Chem. Commun.* **1978**, *43*, 3179.
- Li, B.-L.; Goodman, M. A.; Neilson, R. H. *Inorg. Chem.* **1984**, *23*, 1368.
- Niecke, E.; Flick, W.; Pohl, S. *Angew. Chem., Int. Ed. Engl.* **1976**, *15*, 309.
- Cartledge, F. K. *Organometallics* **1983**, *2*, 425.
- Spialter, L.; Pazdernik, L.; Bernstein, S.; Swansiger, W. A.; Buell, G. R.; Freeburger, M. E. *J. Am. Chem. Soc.* **1971**, *93*, 5682.
- Aleksandrov, Y. A.; Tarunin, B. I. *Dokl. Akad. Nauk SSSR, Ser. Khim.* **1973**, *212*, 869.
- Chan, T. H.; Koumaglo, K. *J. Organomet. Chem.* **1985**, *285*, 109.
- Horvath, R. F.; Chan, T. H. *J. Org. Chem.* **1987**, *52*, 4489.
- Yamakado, Y.; Ishiguro, M.; Ikeda, N.; Yamamoto, H. *J. Am. Chem. Soc.* **1981**, *103*, 5568.
- Heathcock, C. H.; Uehling, D. E. *J. Org. Chem.* **1986**, *51*, 279.
- Linderman, R. J.; Ghannam, A. *J. Org. Chem.* **1988**, *53*, 2878.
- Voronkov, M. G.; Pukhnarevich, V. B.; Kopylova, L. I.; Nestunovich, V. A.; Tsetlina, E. O.; Trofimov, B. A.; Pola, I.; Khvalovskii, V. *Dokl. Akad. Nauk SSSR, Ser. Khim.* **1976**, *227*, 91.
- Schmitt, R. J.; Bottaro, J. C.; Malhotra, R.; Bedford, C. D. *J. Org. Chem.* **1987**, *52*, 2294.

- (22) (a) Colvin, E. W. *Silicon in Organic Synthesis*; Robert E. Krieger: Malabar, FL, 1985; p 165. (b) *Ibid.*, Chapter 15.
- (23) Hart, T. W.; Metcalfe, D. A.; Scheinmann, F. *J. Chem. Soc., Chem. Commun.* **1979**, 156.
- (24) Peishoff, C. E.; Jorgensen, W. L. *J. Org. Chem.* **1983**, *48*, 1970.
- (25) Fleming, I. In *Comprehensive Organic Chemistry*; Barton, D. H. R., Ollis, W. D., Eds.; Pergamon: Oxford, 1979; Vol. 3, p 541.
- (26) Akerman, E. *Acta Chem. Scand.* **1956**, *10*, 298.
- (27) Akerman, E. *Acta Chem. Scand.* **1957**, *11*, 373.
- (28) Baines, J. E.; Eaborn, C. *J. Chem. Soc.* **1956**, 1436.
- (29) Steward, O. W.; Pierce, O. R. *J. Am. Chem. Soc.* **1961**, *83*, 4932.
- (30) Barie, W. P., Jr. Ph.D. Dissertation, The Pennsylvania State University, 1954.
- (31) (a) Sommer, L. H. *Stereochemistry, Mechanism, and Silicon*; McGraw-Hill: New York, 1965; p 142. (b) *Ibid.*, pp 130-133.
- (32) Denmark, S. E.; Hamer, R. P.; Weber, E. J.; Habermas, K. L. *J. Org. Chem.* **1987**, *52*, 165.
- (33) Ogilvie, K. K.; Thompson, E. A.; Quilliam, M. A.; Westmore, J. B. *Tetrahedron Lett.* **1974**, 2865.
- (34) Ogilvie, K. K.; Sadana, K. L.; Thompson, E. A.; Quilliam, M. A.; Westmore, J. B. *Tetrahedron Lett.* **1974**, 2861.
- (35) Lalonde, M.; Chan, T. H. *Synthesis* **1985**, 817.
- (36) Cunico, R. F.; Bedell, L. *J. Org. Chem.* **1980**, *45*, 4797.
- (37) Manis, P. A.; Rathke, M. W. *J. Org. Chem.* **1981**, *46*, 5348.
- (38) Eaborn, C.; Happer, D. A. R.; Safa, K. D.; Walton, D. R. M. *J. Organomet. Chem.* **1978**, *157*, C50.
- (39) Dua, S. S.; Eaborn, C.; Happer, D. A. R.; Hopper, S. P.; Safa, K. D.; Walton, D. R. M. *J. Organomet. Chem.* **1979**, *178*, 75.
- (40) Eaborn, C.; Saxena, A. K. *J. Organomet. Chem.* **1984**, *271*, 33.
- (41) Eaborn, C.; Mahmoud, F. M. S. *J. Organomet. Chem.* **1981**, *205*, 47.
- (42) Colvin, E. W. *Silicon in Organic Synthesis*; Butterworths: Boston, 1981; p 4.
- (43) Schrmal, J.; Chvalovský, V.; Mägi, M.; Lippmaa, E.; Calas, R.; Dunoguès, J.; Bourgeois, P. *J. Organomet. Chem.* **1976**, *120*, 41.
- (44) Fjeldberg, T.; Seip, R.; Lappert, M. F.; Thorne, A. J. *J. Mol. Struct.* **1983**, *99*, 295.
- (45) Lane, T. H.; Frye, C. L. *J. Org. Chem.* **1978**, *43*, 4890.
- (46) Trost, B. M.; Curran, D. P. *Tetrahedron Lett.* **1981**, *22*, 5023.
- (47) Fitzmaurice, N. J.; Jackson, W. R.; Perlmutter, P. *J. Organomet. Chem.* **1985**, *285*, 375.
- (48) Wilcox, C. S.; Babston, R. E. *J. Am. Chem. Soc.* **1986**, *108*, 6636.
- (49) Wilson, S. R.; Hague, M. S.; Misra, R. N. *J. Org. Chem.* **1982**, *47*, 747.
- (50) Blount, J. F.; Cozzi, F.; Damewood, J. R.; Iroff, L. D.; Sjöstrand, U.; Mislou, K. *J. Am. Chem. Soc.* **1980**, *102*, 99.
- (51) Wroczynski, R. J.; Baum, M. W.; Kost, D.; Mislou, K.; Vick, S. C.; Seyferth, D. J. *J. Organomet. Chem.* **1979**, *170*, C29.
- (52) Seyferth, D. J.; Vick, S. C. *J. Organomet. Chem.* **1977**, *141*, 173.
- (53) Eaborn, C.; Mhamoud, F. M. S.; Taylor, R. *J. Chem. Soc., Perkin Trans. 2* **1982**, 1313.
- (54) Taylor, R. *J. Chem. Soc., Perkin Trans. 2* **1979**, 1730.
- (55) Kitching, W.; Olszowy, H. A.; Drew, G. M.; Adcock, W. *J. Org. Chem.* **1982**, *47*, 5153.
- (56) Hirsch, J. A. *Top. Stereochem.* **1967**, *1*, 199.
- (57) Della, E. W. *J. Am. Chem. Soc.* **1967**, *89*, 5221.
- (58) Jensen, F. R.; Bushweller, C. H. *Adv. Alicyclic Chem.* **1971**, *3*, 139.
- (59) Booth, H.; Everett, J. R. *J. Chem. Soc., Chem. Commun.* **1976**, 278.
- (60) Corriu, R. J. P.; Masse, J. P.; Samate, D. *J. Organomet. Chem.* **1975**, *93*, 71.
- (61) Koumaglo, K.; Chan, T. H. *Tetrahedron Lett.* **1984**, *25*, 717.
- (62) For related chemistry involving [1-(trimethylsilyl)pentadienyl]lithium as a nucleophile, see: Oppolzer, W.; Burford, S. C.; Marazza, F. *Helv. Chim. Acta* **1980**, *63*, 555. Yasuda, H.; Nishi, T.; Lee, K.; Nakamura, A. *Organometallics* **1983**, *2*, 21.
- (63) Sternberg, E.; Binger, P. *Tetrahedron Lett.* **1985**, *26*, 301.
- (64) Nishiyama, H.; Itagaki, K.; Takahashi, K.; Itoh, K. *Tetrahedron Lett.* **1981**, *22*, 1691.
- (65) Kang, J.; Cho, W.; Lee, W. K. *J. Org. Chem.* **1984**, *49*, 1838.
- (66) Ni, Z.-J.; Luh, T.-Y. *J. Chem. Soc., Chem. Commun.* **1987**, 1515.
- (67) Ni, Z.-J.; Luh, T.-Y. *J. Chem. Soc., Chem. Commun.* **1988**, 1011.
- (68) Amouroux, R.; Chan, T. H. *Tetrahedron Lett.* **1978**, 4453.
- (69) Takimoto, S.; Inanaga, J.; Katsuki, T.; Yamaguchi, M. *Bull. Chem. Soc. Jpn.* **1976**, *49*, 2335.
- (70) Asaoka, M.; Shima, K.; Takei, H. *Tetrahedron Lett.* **1987**, *28*, 5669.
- (71) Asaoka, M.; Shima, K.; Takei, H. *J. Chem. Soc., Chem. Commun.* **1988**, 430.
- (72) Asaoka, M.; Takenouchi, K.; Takei, H. *Tetrahedron Lett.* **1988**, *29*, 325.
- (73) Neumann, W. P.; Stapel, R. *Chem. Ber.* **1986**, *119*, 3432.
- (74) Sato, F.; Kusakabe, M.; Kobayashi, Y. *J. Chem. Soc., Chem. Commun.* **1984**, 1130.
- (75) Kobayashi, Y.; Kitano, Y.; Sato, F. *J. Chem. Soc., Chem. Commun.* **1984**, 1329.
- (76) Takeda, Y.; Matsumoto, T.; Sato, F. *J. Org. Chem.* **1986**, *51*, 4728.
- (77) Corriu, R. J. P.; Guerin, C.; M'Boula, J. *Tetrahedron Lett.* **1981**, *22*, 2985.
- (78) Sato, F.; Suzuki, Y.; Sato, M. *Tetrahedron Lett.* **1982**, *23*, 4589.
- (79) Yamamoto, Y.; Saito, Y.; Maruyama, K. *Tetrahedron Lett.* **1982**, *23*, 4597.
- (80) Oshima, K.; Yamamoto, H.; Nozaki, H. *J. Am. Chem. Soc.* **1973**, *95*, 7926.
- (81) Oshima, K.; Yamamoto, H.; Nozaki, H. *Bull. Chem. Soc. Jpn.* **1975**, *48*, 1567.
- (82) Kyle, K. S.; Watt, D. S. *J. Org. Chem.* **1981**, *46*, 5182.
- (83) Nakada, M.; Urano, Y.; Kobayashi, S.; Ohno, M. *J. Am. Chem. Soc.* **1988**, *110*, 4826.
- (84) Pelter, A.; Smith, K. In *Comprehensive Organic Chemistry*; Jones, D. N., Ed.; Pergamon: New York, 1979; Vol. 3, Section 14.
- (85) Cooke, M. P., Jr.; Widener, R. K. *J. Am. Chem. Soc.* **1987**, *109*, 931.
- (86) Becker, G.; Münch, A.; Wessely, H.-J. *Z. Naturforsch. B: Anorg. Chem., Org. Chem.* **1981**, *36B*, 1080.
- (87) Ohno, M.; Mori, K.; Eguchi, S. *Tetrahedron Lett.* **1986**, *27*, 3381.
- (88) Pollart, D. J.; Rickborn, B. *J. Org. Chem.* **1986**, *51*, 3155.
- (89) Padwa, A.; Wannamaker, M. W. *J. Chem. Soc., Chem. Commun.* **1987**, 1742.
- (90) Williams, R. V.; Sung, C.-L. *J. Chem. Soc., Chem. Commun.* **1987**, 590.
- (91) Savino, T. G.; Chenard, L. K.; Swenton, J. S. *Tetrahedron Lett.* **1983**, *24*, 4055.
- (92) Swenton, J. S.; Fritzen, E. J., Jr. *Tetrahedron Lett.* **1979**, 1951.
- (93) Shih, C.; Fritzen, E. L.; Senton, J. S. *J. Org. Chem.* **1980**, *45*, 4462.
- (94) Patai, S. In *The Chemistry of Ketenes, Allenes, and Related Compounds*; Interscience: New York, 1980; Vol. 1, pp 757-778.
- (95) Paquette, L. A.; Valpey, R. S.; Annis, G. D. *J. Org. Chem.* **1984**, *49*, 1317.
- (96) Hasan, I.; Kishi, Y. *Tetrahedron Lett.* **1980**, *21*, 4229.
- (97) Narula, A. S. *Tetrahedron Lett.* **1982**, *23*, 5579.
- (98) Hiyama, T.; Obayashi, M. *Tetrahedron Lett.* **1983**, *24*, 395.
- (99) Kitano, Y.; Matsumoto, T.; Sato, F. *J. Chem. Soc., Chem. Commun.* **1986**, 1323.
- (100) Kitano, Y.; Matsumoto, T.; Takeda, Y.; Sato, F. *J. Chem. Soc., Chem. Commun.* **1986**, 1732.
- (101) Carlier, P. R.; Mungall, W. S.; Schröder, G.; Sharpless, K. B. *J. Am. Chem. Soc.* **1988**, *110*, 2978.
- (102) Bonini, B. F.; Foresti, E.; Leardini, R.; Maccagnani, G.; Mazzanti, G. *Tetrahedron Lett.* **1984**, *25*, 445.
- (103) Kobayashi, Y.; Uchiyama, H.; Kanbara, H.; Sato, F. *J. Am. Chem. Soc.* **1985**, *107*, 5541.
- (104) Suzuki, K.; Katayama, E.; Tsuchihashi, G.-i. *Tetrahedron Lett.* **1984**, *25*, 2479.
- (105) Suzuki, K.; Ohkuma, T.; Miyazawa, M.; Tsuchihashi, G.-i. *Tetrahedron Lett.* **1986**, *27*, 373.
- (106) Suzuki, K.; Shimazaki, M.; Tsuchihashi, G.-i. *Tetrahedron Lett.* **1986**, *27*, 6233.
- (107) Suzuki, K.; Miyazawa, M.; Shimazaki, M.; Tsuchihashi, G.-i. *Tetrahedron Lett.* **1986**, *27*, 6237.
- (108) Paquette, L. A.; Yan, T.-H.; Wells, G. J. *J. Org. Chem.* **1984**, *49*, 3610.
- (109) Ricci, A.; Degl'Innocenti, A.; Ancillotti, M.; Seconi, G.; Dembech, P. *Tetrahedron Lett.* **1986**, *27*, 5985.
- (110) Yamamoto, K.; Kimura, T.; Tomo, Y. *Tetrahedron Lett.* **1985**, *26*, 4505.
- (111) Halterman, R. L.; Nguyen, N. H.; Vollhardt, K. P. C. *J. Am. Chem. Soc.* **1985**, *107*, 1379.
- (112) Ziegler, F. E.; Mikami, K. *Tetrahedron Lett.* **1984**, *25*, 127.
- (113) Kow, R.; Rathke, M. W. *J. Am. Chem. Soc.* **1973**, *95*, 2715.
- (114) Yatagai, H.; Yamamoto, Y.; Maruyama, K. *J. Am. Chem. Soc.* **1980**, *102*, 4548.
- (115) Crossley, R.; Shepherd, R. G. *J. Chem. Soc., Perkin Trans. 1* **1985**, 1917.
- (116) Sarma, A. S. *Indian J. Chem., Sect. B* **1979**, *18B*, 84.
- (117) Also see: Ahlbrecht, H.; Liesching, D. *Synthesis* **1976**, 746.
- (118) Carceller, E.; Massó, T.; Serratosa, F.; Vilarrasa, J. *Chem. Lett.* **1982**, 1189.
- (119) Urabe, H.; Takano, Y.; Kuwajima, I. *J. Am. Chem. Soc.* **1983**, *105*, 5703.
- (120) Ford, R. R.; Goodman, M. A.; Neilson, R. H.; Roy, A. K.; Wettermark, U. G.; Wisian-Neilson, P. *Inorg. Chem.* **1984**, *23*, 2063.
- (121) Bridges, A. J.; Fedij, V.; Turowski, E. C. *J. Chem. Soc., Chem. Commun.* **1983**, 1093.

- (122) Evans, D. A.; Truesdale, L. K.; Grimm, K. G.; Nesbitt, S. L. *J. Am. Chem. Soc.* **1977**, *99*, 5009.
- (123) Corey, E. J.; Tius, M. A.; Das, J. *J. Am. Chem. Soc.* **1980**, *102*, 1742.
- (124) Speier, J. L. *J. Am. Chem. Soc.* **1953**, *75*, 2930.
- (125) Freiser, H.; Eagle, M. V.; Speier, J. L. *J. Am. Chem. Soc.* **1953**, *75*, 2821.
- (126) Glyde, E.; Taylor, R. *J. Chem. Soc., Perkin Trans. 2* **1973**, 1632.
- (127) Eaborn, C.; Safa, K. D. *J. Organomet. Chem.* **1982**, *234*, 7.
- (128) Eaborn, C.; Mahmoud, F. M. S. *J. Chem. Soc., Perkin Trans. 2* **1981**, 1309.
- (129) Damrauer, R. *J. Organomet. Chem.* **1981**, *216*, C1.
- (130) Al-Shali, S. A. I.; Eaborn, C.; Mahmoud, F. M. S. *J. Organomet. Chem.* **1982**, *232*, 215.
- (131) Damja, R. I.; Eaborn, C. *J. Organomet. Chem.* **1985**, *290*, 267.
- (132) Note that halogens and hydrogen halides do not add to the double or the triple bond in $(\text{Me}_3\text{Si})_2\text{CSiMe}_2\text{R}$, in which $\text{R} = \text{CH}=\text{CH}_2$, $\text{CH}_2\text{CH}=\text{CH}_2$, or $\text{C}\equiv\text{CPh}$. This is also due to the steric hindrance resulting from the Me_3Si groups. See: Damja, R. I.; Eaborn, C.; Sham, W.-C. *J. Organomet. Chem.* **1985**, *291*, 25.
- (133) Wickham, G.; Kitching, W. *Organometallics* **1983**, *2*, 541.
- (134) Moret, E.; Schlosser, M. *Tetrahedron Lett.* **1984**, *25*, 1449.
- (135) Prieto, J. A.; Suarez, J.; Larson, G. L. *Synth. Commun.* **1988**, *18*, 253.
- (136) Engel, W.; Fleming, I.; Smithers, R. H. *J. Chem. Soc., Perkin Trans. 1* **1986**, 1637.
- (137) Chen, H.-M.; Oliver, J. P. *J. Organomet. Chem.* **1986**, *316*, 255.
- (138) Noltes, J. G. In *Comprehensive Organometallic Chemistry*; Wilkinson, G., Stone, F. G. A., Abel, E. W., Eds.; Pergamon: Oxford, 1982; Vol. 2, Chapter 14, pp 709-764.
- (139) Normant, J. F. *J. Organomet. Chem. Libr.* **1976**, *1*, 219.
- (140) Chenard, B. L.; Van Zyl, C. M. *J. Org. Chem.* **1986**, *51*, 3561.
- (141) Arcadi, A.; Cacchi, S.; Marinelli, F. *Tetrahedron Lett.* **1986**, *27*, 6397.
- (142) Cacchi, S.; Felici, M.; Pietroni, B. *Tetrahedron Lett.* **1984**, *25*, 3137.
- (143) Arcadi, A.; Cacchi, S.; Marinelli, F. *Tetrahedron Lett.* **1985**, *26*, 5121.
- (144) Molander, G. A. *J. Org. Chem.* **1983**, *48*, 5409.
- (145) Uemura, M.; Kobayashi, T.; Minami, T.; Hayashi, Y. *Tetrahedron Lett.* **1986**, *27*, 2479.